



makes the product better

BEPRO

Alüminyum Profil Ürün Katalođu





BEPRO



Biz Kimiz?

GNS Şirketler Grubu, sektördeki 40 yıllık deneyim ve bilgi birikimi ile sektörün ihtiyaçlarına cevap verebilmek için 2022 yılında alüminyum profil alanında faaliyet gösteren GNS Profil Alüminyum A.Ş.'yi kurarak profesyonel alüminyum çözümleri sunmaya başlamıştır. Uluslararası bir marka olma yolunda yatırımlarını sürdüren şirketler grubumuz, 2023 yılında GNS Europe B.V.'yi kurmuş ve 2024 yılında "BEPRO" markasını oluşturmuştur.

Tekirdağ'ın Ergene ve Kapaklı ilçelerinde bulunan entegre tesislerimiz, 29.000 m²'si kapalı olmak üzere toplam 35.000 m² alanda, ileri teknolojiye sahip makinalar ve 150 kişilik profesyonel ekibi ile yenilikçi çözümler sunmaktadır.

Profil fabrikamızda 5-7-9 inçlik ekstrüzyon hatlarımız ile profil imalatı yapılmaktadır.

Misyonumuz

Müşterilerimize kalite ve fiyatın doğru kombinasyonunu sunmak ve tercih ettikleri profil tedarikçisi olarak onlara en iyi hizmeti sağlamak.

Vizyonumuz

Müşterilerimizle iş birliği içinde, ülkemizin istihdamına ve üretimine sürdürülebilir katkılar sağlamak. Yüksek üretim teknolojimizi kullanarak, gelecek nesillere temiz ve yaşanabilir bir dünya bırakmak. Sektöründe öncü, uluslararası pazarda değerli bir marka olmak.



Telefon

+90 850 380 01 59
085 485 7531

Mail

info@bepro.com.tr
info@gnsprofil.com
info@thegardengallery.nl
sales@bepro.com.tr

Merkez Adres

Ataköy
7-8-9-10. Kısım Mahallesi
Nilüfer Sk, A5 Blok, No:4DB 34140
Bakırköy / İstanbul

Ekkersrijt 7204
5692 HE Son Noord-Brabant
Nederland



Profesyonel Kadro

Uzman ekiplerimiz ve ileri teknolojiye sahip ekipmanlarımızla hizmetlerimizi profesyonel bir şekilde sunuyoruz.



Değerlerimiz

Dürüstlük ve doğruluk her zaman ve her koşulda öncelikli değerlerimizdir.

Fabrika Adresi 1

GNS PROFIL
Kapaklı OSB 104. Cad. No.
No:15/1
Kapaklı / Tekirdağ

Fabrika Adresi 2

GNS PROFIL
Velimeşe OSB Mah. 227 Sk.
No: 15/1
Ergene / Tekirdağ

Website

bepro.com.tr
gnsprofil.com
thegardengallery.be




Kalite

Müşterilerimizin memnuniyetini en üst düzeyde tutuyor, beklentilerini yüksek kalitede karşılayan hizmet ve çözümler üretmek için çalışıyoruz.



Zamanında Teslimat

Aldığımız taahhütleri söz verdiğimiz süre içerisinde başarılı bir şekilde yerine getiriyoruz.



İÇERİK

09

Veranda Serisi Profilleri

17

BQB Veranda Serisi Profilleri

25

Standart Sürme Serisi Profilleri

33

Diamond Sürme Serisi Profilleri

40

Standart Profiller

47

Bahçe Çit Serisi Profilleri

55

Evalux Serisi Profilleri

65

Auralux Serisi Profilleri

71

Tavan Perdesi Serisi Profilleri

75

C60 Serisi Profilleri

81

Aldoks Serisi Profilleri

88

Denizlik Profilleri

95

Küpeşte Serisi Profilleri

105


Cam Balkon Serisi Profilleri

109

Solvena Serisi Profilleri

117

Foldera Serisi Profilleri

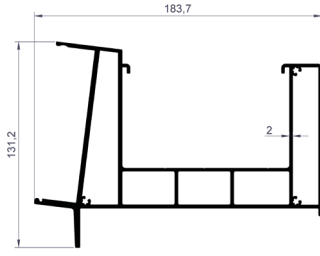



VERANDA SERİSİ

 BEPRO







Oluk Profili

Ürün Kodu	2001
Ağırlık (kg/mt)	5,274



Düz Oluk Profili

Ürün Kodu	2002
Ağırlık (kg/mt)	1,249



3 Katlama Oluk Profili

Ürün Kodu	2003
Ağırlık (kg/mt)	1,415



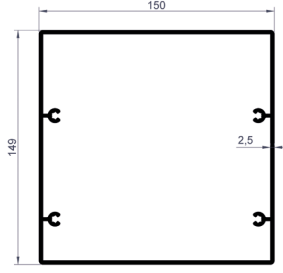
Duvar Profili

Ürün Kodu	2004
Ağırlık (kg/mt)	2,201



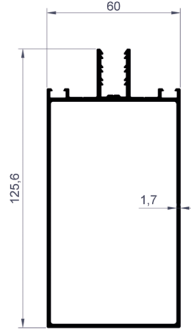
Duvar ve Oluk İç Profili

Ürün Kodu	2005
Ağırlık (kg/mt)	0,580



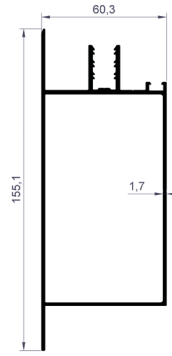
Dikme Profili

Ürün Kodu	2006
Ağırlık (kg/mt)	4,482



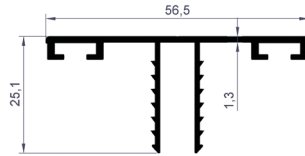
Orta Cam Taşıyıcı Profili

Ürün Kodu	2007
Ağırlık (kg/mt)	1,916



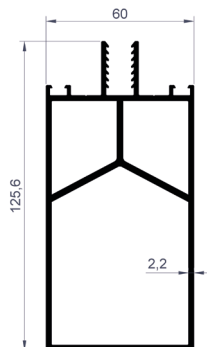
Kenar Taşıyıcı Profili

Ürün Kodu	2008
Ağırlık (kg/mt)	2,043



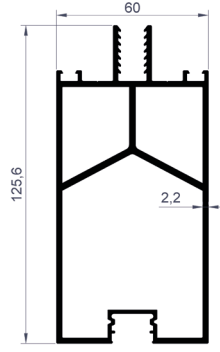
Taşıyıcı Sıkıştırma Kapak Profili

Ürün Kodu	2009
Ağırlık (kg/mt)	0,436



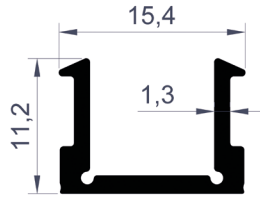
Destekli Cam Taşıyıcı Profili

Ürün Kodu	2010
Ağırlık (kg/mt)	2,837



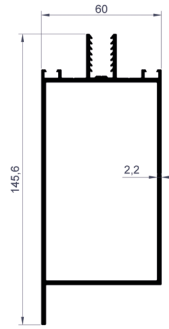
LED Entegreli Cam Taşıyıcı Profili

Ürün Kodu	2011
Ağırlık (kg/mt)	2,913



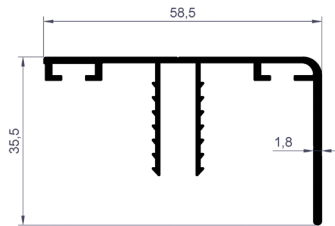

LED Entegreli Cam Kapak Profili

Ürün Kodu	2012
Ağırlık (kg/mt)	0,144



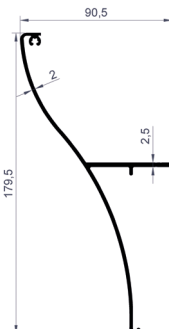
Kenar Destek Profili

Ürün Kodu	2013
Ağırlık (kg/mt)	2,379



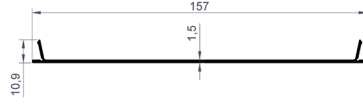

Taşıyıcı Yan Sıkıştırma Kapak Profili

Ürün Kodu	2014
Ağırlık (kg/mt)	0,591



Yarı Oval Oluk Kapak Profili

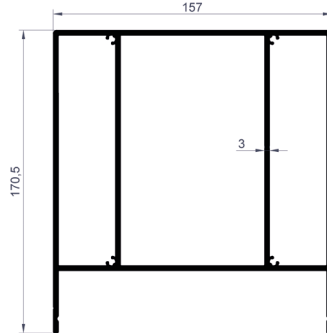
Ürün Kodu	2015
Ağırlık (kg/mt)	1,542



Orta Destek Kapak Profili

Ürün Kodu 2048

Ağırlık (kg/mt) 0,696



Orta Destek Profili

Ürün Kodu 2049

Ağırlık (kg/mt) 7,420



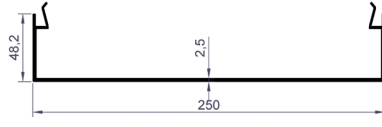

Veranda Serisi Profilleri			
Resim	Profil No	Profil Açıklaması	Kg / mt
	2001	Oluk Profili	5,274
	2002	Düz Oluk Profili	1,249
	2003	3 Katlama Oluk Profili	1,415
	2004	Duvar Profili	2,201
	2005	Duvar ve Oluk İç Profili	0,580
	2006	Dikme Profili	4,482
	2007	Orta Cam Taşıyıcı Profili	1,916
	2008	Kenar Taşıyıcı Profili	2,043
	2009	Taşıyıcı Sıkıştırma Kapak Profili	0,436
	2010	Destekli Cam Taşıyıcı Profili	2,837
	2011	LED Entegreli Cam Taşıyıcı Profili	2,913
	2012	LED Entegreli Cam Kapak Profili	0,144
	2013	Kenar Destek Profili	2,379
	2014	Taşıyıcı Yan Sıkıştırma Kapak Profili	0,591
	2015	Yarı Oval Oluk Kapak Profili	1,542
	2048	Orta Destek Kapak Profili	0,696
	2049	Orta Destek Profili	7,420

BQB VERANDA SERİSİ

 BEPRO

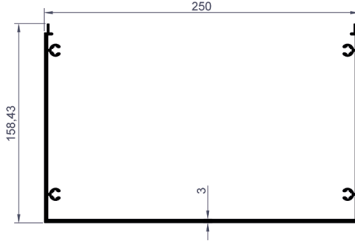






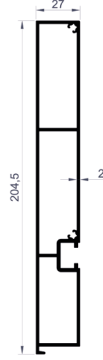
Dikme Kapak Profili

Ürün Kodu	2020
Ağırlık (kg/mt)	2,528



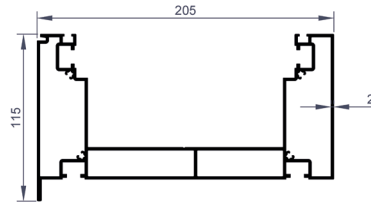

Dikme Profili

Ürün Kodu	2021
Ağırlık (kg/mt)	5,030



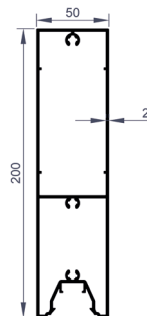
Oluk Dikme Ek Profili

Ürün Kodu	2022
Ağırlık (kg/mt)	2,913



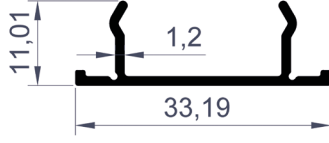

Oluk Profili

Ürün Kodu	2023
Ağırlık (kg/mt)	5,168



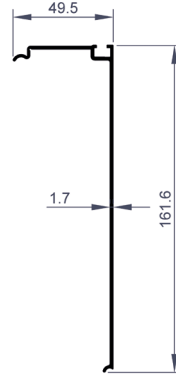
Cam Taşıyıcı Dikme Profili

Ürün Kodu	2024
Ağırlık (kg/mt)	3,501



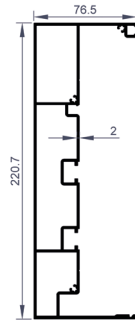
Cam Taşıyıcı Dikme Profili

Ürün Kodu	2025
Ağırlık (kg/mt)	0,176



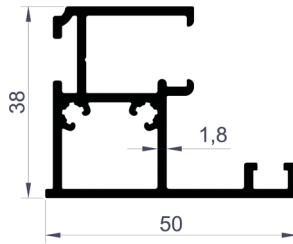

Duvar Profil Kapağı

Ürün Kodu	2026
Ağırlık (kg/mt)	1,016



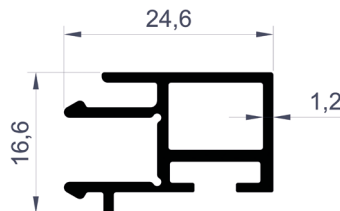

Duvar Profili

Ürün Kodu	2027
Ağırlık (kg/mt)	4,179



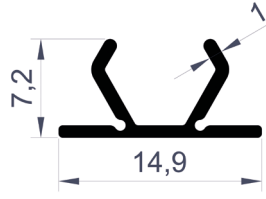

Cam Taşıyıcı Dikme Ek Profili

Ürün Kodu	2028
Ağırlık (kg/mt)	0,932



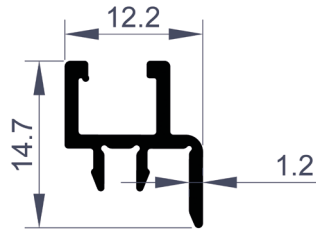

Cam Taşıyıcı Dikme Ek Çıta Profili

Ürün Kodu	2029
Ağırlık (kg/mt)	0,300

**Oluk ve Dikme Kapak Profili**

Ürün Kodu 2030

Ağırlık (kg/mt) 0,070


**Oluk ve Duvar Kapak Fitol Profili**

Ürün Kodu 2031

Ağırlık (kg/mt) 0,117



BQB Veranda Serisi Profilleri			
Resim	Profil No	Profil Açıklaması	Kg / mt
	2020	Dikme Kapak Profili	2,528
	2021	Dikme Profili	5,030
	2022	Oluk Dikme Ek Profili	2,913
	2023	Oluk Profili	5,168
	2024	Cam Taşıyıcı Dikme Profili	3,501
	2025	Cam Taşıyıcı Dikme Profili	0,176
	2026	Duvar Profil Kapağı	1,016
	2027	Duvar Profili	4,179
	2028	Cam Taşıyıcı Dikme Ek Profili	0,932
	2029	Cam Taşıyıcı Dikme Ek Çıta Profili	0,300
	2030	Oluk ve Dikme Kapak Profili	0,070
	2031	Oluk ve Duvar Kapak Fitol Profili	0,117

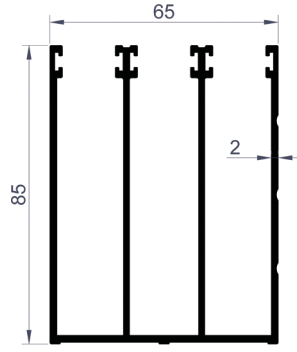


STANDART SÜRME SERİSİ

 **BEPRO**

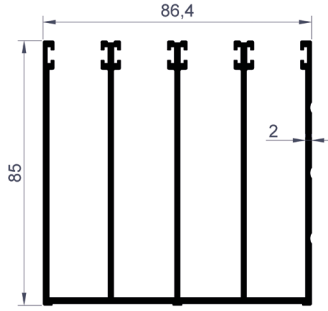






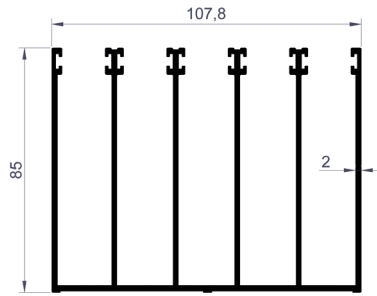
3-Ray Profili

Ürün Kodu	2300
Ağırlık (kg/mt)	2,209



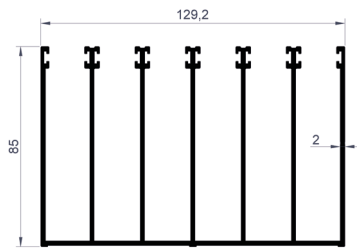
4-Ray Profili

Ürün Kodu	2301
Ağırlık (kg/mt)	2,789



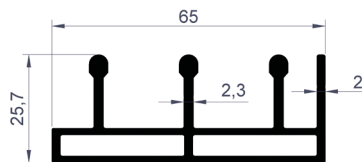

5-Ray Profili

Ürün Kodu	2302
Ağırlık (kg/mt)	3,377



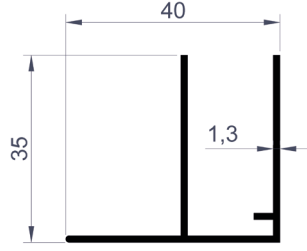
6-Ray Profili

Ürün Kodu	2303
Ağırlık (kg/mt)	3,957



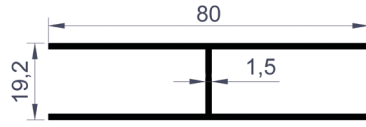
Alt 3-Ray Profili

Ürün Kodu	2304
Ağırlık (kg/mt)	1,138



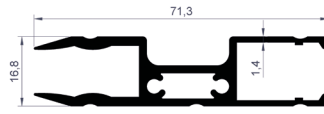

(F) Profili

Ürün Kodu	2305
Ağırlık (kg/mt)	0,377



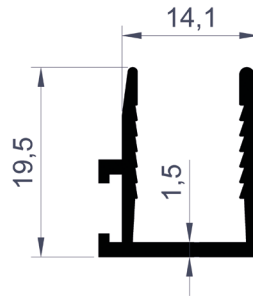
(H) Profili

Ürün Kodu	2306
Ağırlık (kg/mt)	0,715




Alt Kaide Profili

Ürün Kodu	2307
Ağırlık (kg/mt)	0,916




Yan Kalıplama Profili

Ürün Kodu	2308
Ağırlık (kg/mt)	0,222



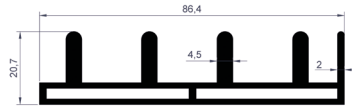

Yan Dikme 3-Ray Profili

Ürün Kodu	2309
Ağırlık (kg/mt)	0,661



Yan Dikme 4-Ray Profili

Ürün Kodu	2310
Ağırlık (kg/mt)	0,756



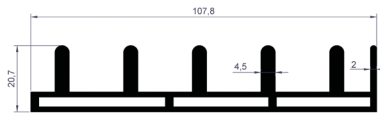

Alt 4-Ray Profili

Ürün Kodu	2311
Ağırlık (kg/mt)	1,558




Yan Dikme 5-Ray Profili

Ürün Kodu	2312
Ağırlık (kg/mt)	0,848



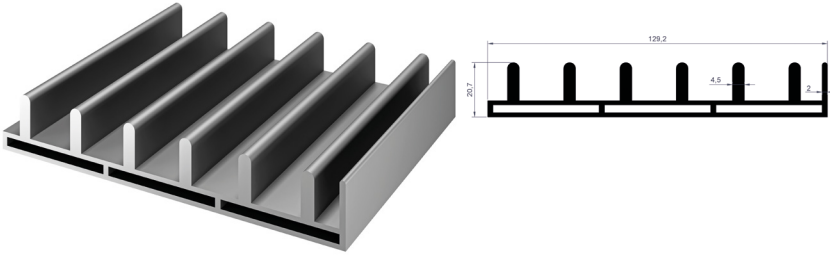
Alt 5-Ray Profili

Ürün Kodu	2313
Ağırlık (kg/mt)	1,943



Yan Dikme 6-Ray Profili

Ürün Kodu	2314
Ağırlık (kg/mt)	0,864



Alt 6-Ray Profil

Ürün Kodu	2315
Ağırlık (kg/mt)	2,287



Lambiri Profil

Ürün Kodu	2316
Ağırlık (kg/mt)	1,382



Kulp Profil

Ürün Kodu	2317
Ağırlık (kg/mt)	1,019



Kulp Profil

Ürün Kodu	2318
Ağırlık (kg/mt)	1,111



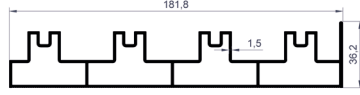

Standart Sürme Serisi Profilleri			
Resim	Profil No	Profil Açıklaması	Kg / mt
	2300	3-Ray Profil	2,209
	2301	4-Ray Profil	2,789
	2302	5-Ray Profil	3,377
	2303	6-Ray Profil	3,957
	2304	Alt 3-Ray Profil	1,138
	2305	(F) Profil	0,377
	2306	(H) Profil	0,715
	2307	Alt Kaide Profil	0,916
	2308	Yan Kalıplama Profil	0,222
	2309	Yan Dikme 3-Ray Profil	0,661
	2310	Yan Dikme 4-Ray Profil	0,756
	2311	Alt 4-Ray Profil	1,558
	2312	Yan Dikme 5-Ray Profil	0,848
	2313	Alt 5-Ray Profil	1,943
	2314	Yan Dikme 6-Ray Profil	0,864
	2315	Alt 6-Ray Profil	2,287
	2316	Lambiri Profil	1,382
	2317	Kulp Profil	1,019
	2318	Kulp Profil	1,111

DIAMOND SÜRME SERİSİ

 BEPRO









4'lü Ray Alt ve Üst Profili

Ürün Kodu	2320
-----------	------

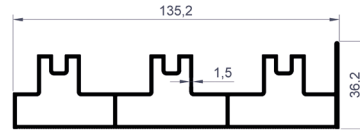

Ağırlık (kg/mt)	2,512
-----------------	-------



4'lü Yan Dikme Profili

Ürün Kodu	2321
-----------	------

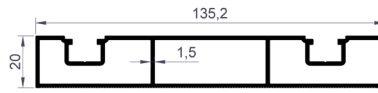

Ağırlık (kg/mt)	1,889
-----------------	-------



3'lü Ray Alt ve Üst Profili

Ürün Kodu	2322
-----------	------

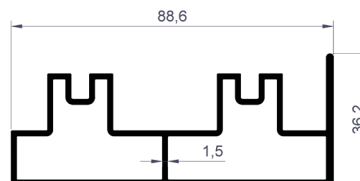

Ağırlık (kg/mt)	1,919
-----------------	-------



3'lü Yan Dikme Profili

Ürün Kodu	2323
-----------	------

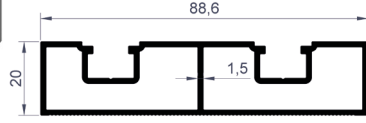

Ağırlık (kg/mt)	1,523
-----------------	-------



2'li Ray Alt ve Üst Profili

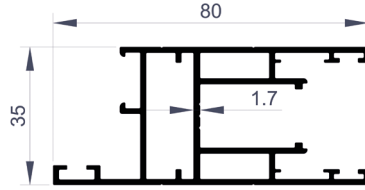

Ürün Kodu	2324
-----------	------

Ağırlık (kg/mt)	1,328
-----------------	-------



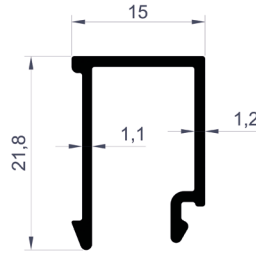
2'li Yan Dikme Profili

Ürün Kodu	2325
Ağırlık (kg/mt)	1,087



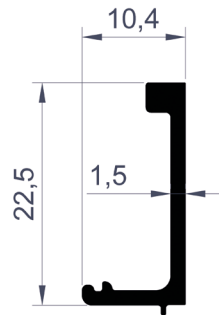
Cam Kanat Profili

Ürün Kodu	2326
Ağırlık (kg/mt)	1,293



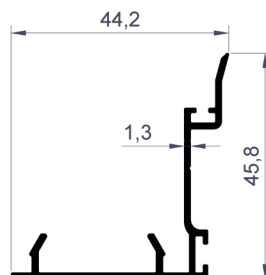
8mm ve 10 mm Cam Çıtası

Ürün Kodu	2327
Ağırlık (kg/mt)	0,195



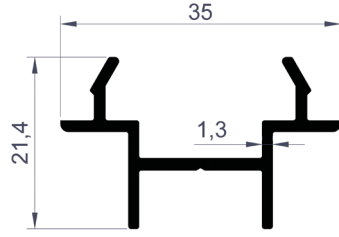

20mm Cam Çıtası

Ürün Kodu	2328
Ağırlık (kg/mt)	0,154



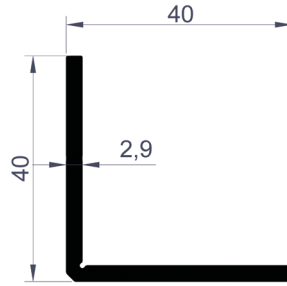

Çerçeve Kenet Profili

Ürün Kodu	2329
Ağırlık (kg/mt)	0,417



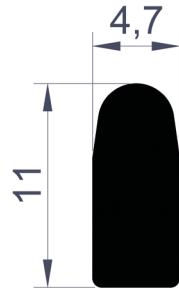

Orta Kilit Profili

Ürün Kodu	2330
Ağırlık (kg/mt)	0,287



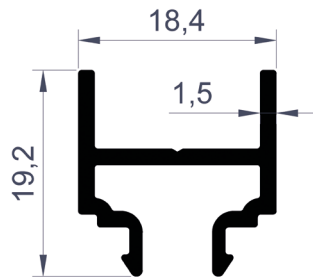

Panel Köşe Takozu Profili

Ürün Kodu	2331
Ağırlık (kg/mt)	0,591



Teker Rayı Profili

Ürün Kodu	2332
Ağırlık (kg/mt)	0,130



İspanyolet Karşılığı Profili

Ürün Kodu	2333
Ağırlık (kg/mt)	0,241



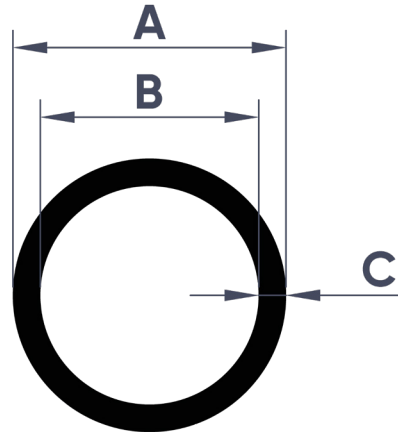
Diamond Sürme Serisi Profilleri			
Resim	Profil No	Profil Açıklaması	Kg / mt
	2320	4'lü Ray Alt ve Üst Profili	2,512
	2321	4'lü Yan Dikme Profili	1,889
	2322	3'lü Ray Alt ve Üst Profili	1,919
	2323	3'lü Yan Dikme Profili	1,523
	2324	2'li Ray Alt ve Üst Profili	1,328
	2325	2'li Yan Dikme Profili	1,087
	2326	Cam Kanat Profili	1,293
	2327	8mm ve 10 mm Cam Çıtası	0,195
	2328	20mm Cam Çıtası	0,154
	2329	Çerçeve Kenet Profili	0,417
	2330	Orta Kilit Profili	0,287
	2331	Panel Köşe Takoğu Profili	0,591
	2332	Teker Rayı Profili	0,130
	2333	İspanyolek Karşılığı Profili	0,241

STANDART PROFILLER


 **BEPRO**

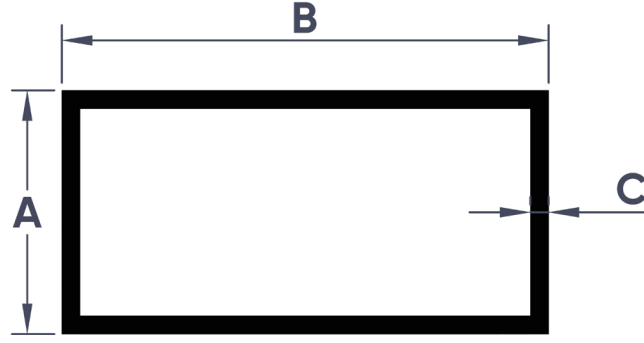


40

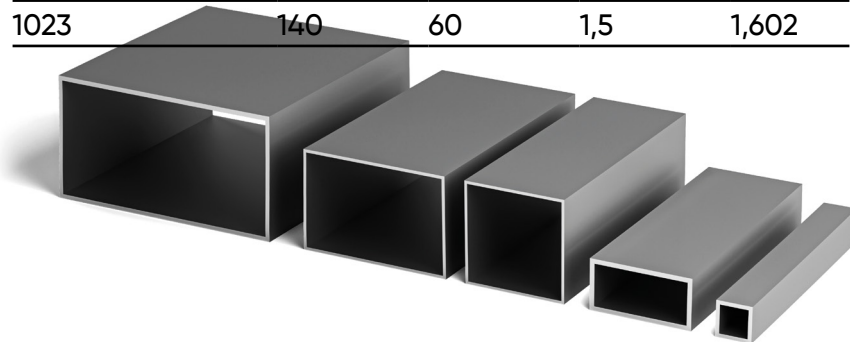


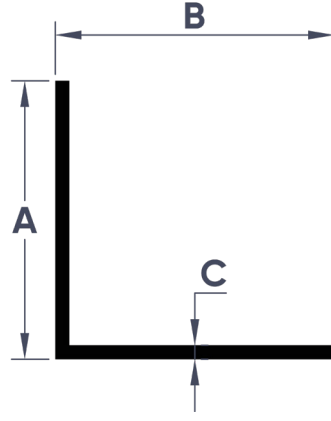
Profil No	A(mm)	B(mm)	C(mm)	kg/mt
1102	6	4	1	0,044
1103	8	6	1	0,060
1104	10	8	1	0,079
1105	10	7	1,5	0,111
1106	12	9	1,5	0,136
1100	16	14	1	0,132
1108	16	13	1,5	0,187
1109	19	16,6	1,2	0,185
1110	20	18	1	0,163
1111	22	20	1	0,179
1112	25	22,6	1,2	0,244
1113	25	21,4	1,8	0,360
1114	28	26	1	0,230
1115	32	29,6	1,2	0,318
1116	32	29	1,5	0,391
1117	32	28	2	0,513
1118	35	31,6	1,7	0,483
1119	35	31	2	0,564
1120	40	37,4	1,3	0,431
1121	42	38	2	0,683
1122	60,1	56,9	1,6	0,799
1123	38	36	1	0,314
1124	25	23	1	0,203







Profil No	A(mm)	B(mm)	C(mm)	kg/mt
1006	15	30	1	0,233
1007	16	16	1,4	0,220
1008	17	25	1	0,217
1009	20	40	1,8	0,543
1010	20	20	1,5	0,301
1011	20	60	2	0,824
1012	20	40	1,3	0,404
1013	25	25	1,2	0,309
1014	25	80	1,2	0,666
1015	25	40	1,4	0,402
1016	30	30	1,2	0,374
1017	30	50	2	0,824
1018	30	70	1,5	0,789
1003	40	60	1,2	0,634
1002	40	40	1,1	0,463
2155	40	40	2	1,474
1004	40	80	1,4	0,889
4154	40	80	2	1,257
4155	40	100	2	1,474
1005	40	130	3	2,667
1021	50	130	1,4	1,347
1001	50	100	1,8	1,478
1022	60	60	2	1,261
1024	100	150	2	2,667
1023	140	60	1,5	1,602






Profil No	A(mm)	B(mm)	C(mm)	kg/mt
1053	20	20	1,2	0,127
1050	20	40	1,2	0,192
1054	20	50	1,2	0,225
1051	20	60	1,2	0,260
1055	20	80	1,4	0,374
1056	25	25	1,2	0,160
1057	30	30	2	0,314
1058	50	50	1,5	0,401
G10000	399	399	2,85	0,593
1052	40	40	1,2	0,257
1059	40	40	2	0,423







Profil No	A(mm)	kg/mt
1070	8	0,136
1071	10	0,215
1072	16	0,548
1073	20	0,851
1074	25	1,328
1075	30	1,916
1076	35	2,610
1077	40	3,407
1078	45	4,309
1079	50	5,325
1080	55	6,440
1081	59	7,662





Profil No	A(mm)	kg/mt
1090	5	0,068
1091	6	0,095
1092	25	1,696
1093	30	2,440
1094	40	4,336
1095	50	6,775
1096	60	9,756
1097	80	17,344
1098	90	21,951
1099	100	27,100



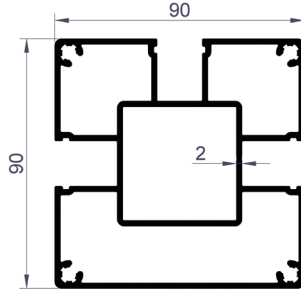



BAHÇE ÇİT SERİSİ

 **BEPRO**







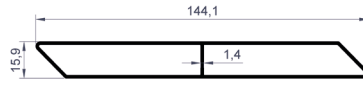
Dikme Profili

Ürün Kodu	2144
Ağırlık (kg/mt)	3,488




Panel Profili

Ürün Kodu	2145
Ağırlık (kg/mt)	1,420



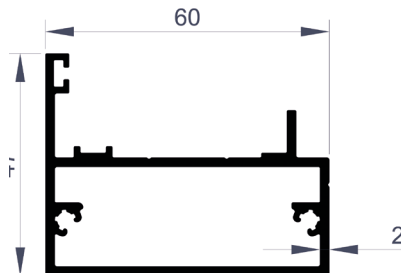

Panel Profili

Ürün Kodu	2146
Ağırlık (kg/mt)	1,141



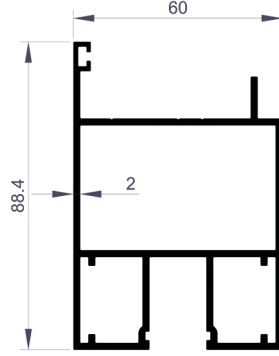
Kutu Profili

Ürün Kodu	2147
Ağırlık (kg/mt)	0,442



Kapı Yan Kasa Dikme Profili

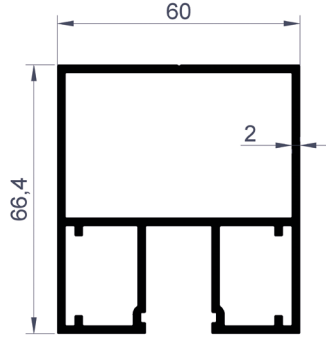
Ürün Kodu	2148
Ağırlık (kg/mt)	1,236



Kapı Yan Çerçeve Profili

Ürün Kodu	2149
-----------	------

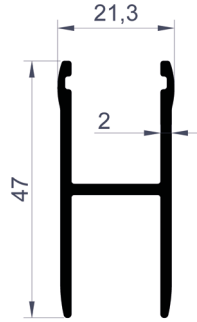
Ağırlık (kg/mt)	2,081
-----------------	-------



Kapı Alt Üst Çerçeve Profili

Ürün Kodu	2150
-----------	------


Ağırlık (kg/mt)	1,875
-----------------	-------



Cam Panel Profili

Ürün Kodu	2151
-----------	------

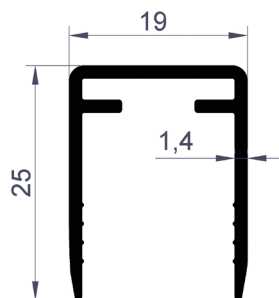
Ağırlık (kg/mt)	0,585
-----------------	-------



Dikme Kapak Profili

Ürün Kodu	2152
-----------	------

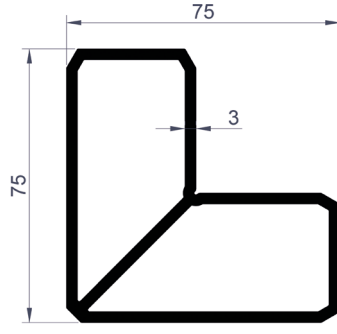

Ağırlık (kg/mt)	0,100
-----------------	-------



Panel Üst Kapak Profili

Ürün Kodu	2153
-----------	------

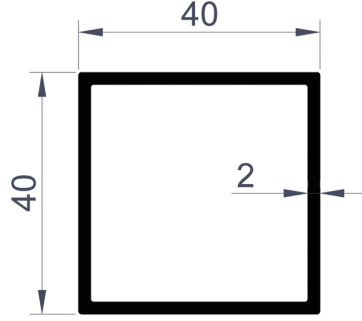
Ağırlık (kg/mt)	0,263
-----------------	-------



Kapı Çerçeve Köşe Takoz Profili

Ürün Kodu 2154

Ağırlık (kg/mt) 2,607


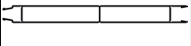
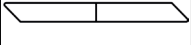












Kutu Profili

Ürün Kodu 2155

Ağırlık (kg/mt) 0,824



Bahçe Çit Serisi Profilleri			
Resim	Profil No	Profil Açıklaması	Kg / mt
	2144	Dikme Profili	3,488
	2145	Panel Profili	1,420
	2146	Panel Profili	1,141
	2147	Kutu Profili	0,442
	2148	Kapı Yan Kasa Dikme Profili	1,236
	2149	Kapı Yan Çerçeve Profili	2,081
	2150	Kapı Alt Üst Çerçeve Profili	1,875
	2151	Cam Panel Profili	0,585
	2152	Dikme Kapak Profili	0,103
	2153	Panel Üst Kapak Profili	0,263
	2154	Kapı Çerçeve Köşe Takoz Profili	2,607
	2155	Kutu Profili	0,824

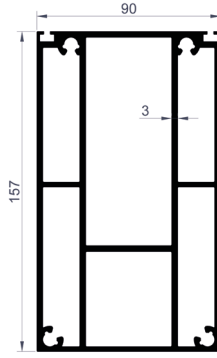


EVALUX SERİSİ










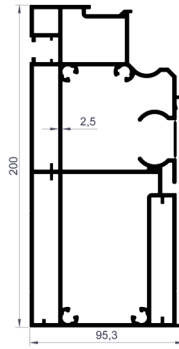
Orta Ray Destek Profili

Ürün Kodu	2092
Ağırlık (kg/mt)	7,284



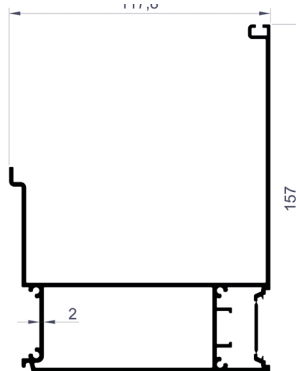
Panel Profili

Ürün Kodu	2093
Ağırlık (kg/mt)	3,396



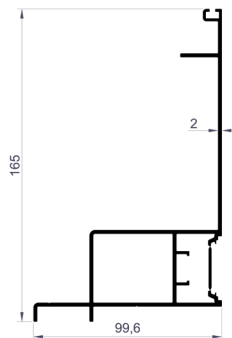

Yan Ray Profili

Ürün Kodu	2094
Ağırlık (kg/mt)	7,713



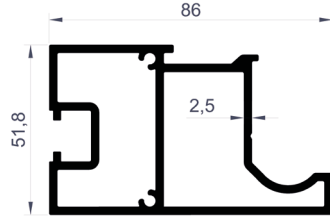

Ray Oluk Ek Profili

Ürün Kodu	2095
Ağırlık (kg/mt)	2,986




Oluk Ek Profili

Ürün Kodu	2096
Ağırlık (kg/mt)	2,447



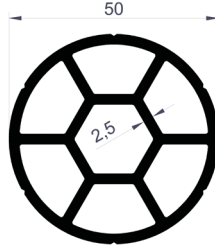
(C) Kanal Profili

Ürün Kodu	2097
Ağırlık (kg/mt)	2,393



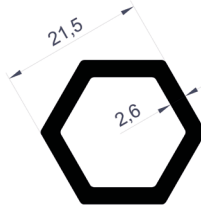

Ray ve (C) Kanal Kapak Profili

Ürün Kodu	2098
Ağırlık (kg/mt)	0,862



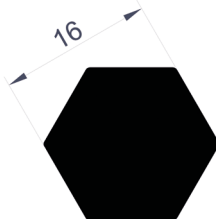

Motor Aktarma 6'gen Mil Profili 1

Ürün Kodu	2099
Ağırlık (kg/mt)	1,878



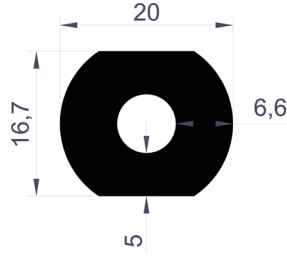

Motor Aktarma 6'gen Mil Profili 2

Ürün Kodu	2100
Ağırlık (kg/mt)	0,453



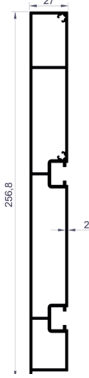
Motor Aktarma 6'gen Mil Profili 3

Ürün Kodu	2101
Ağırlık (kg/mt)	0,602





Motor Aktarma 6'gen Mil Profili 4

Ürün Kodu	2103
Ağırlık (kg/mt)	0,686





Oluk Üst Kayıt Profili

Ürün Kodu	2112
Ağırlık (kg/mt)	3,745





Motor Aktarma 6'gen Mil Profili 5

Ürün Kodu	2156
Ağırlık (kg/mt)	2,564



2 Modül x24 Dişli

Ürün Kodu	2157
Ağırlık (kg/mt)	3,705




2 Modül x36 Dişli

Ürün Kodu	2158
Ağırlık (kg/mt)	6,762



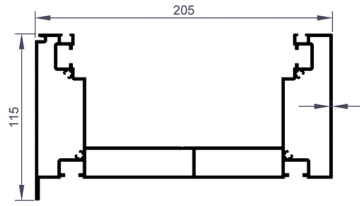

Ray Yan Kapama Profili 1

Ürün Kodu	2159
Ağırlık (kg/mt)	1,797



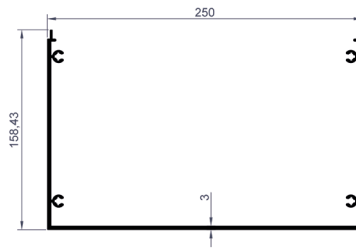
Ray Yan Kapama Profili 2

Ürün Kodu	2160
Ağırlık (kg/mt)	0,930



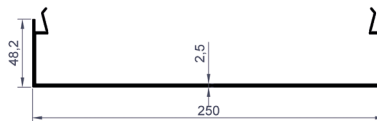

Oluk Profili

Ürün Kodu	2023
Ağırlık (kg/mt)	5,168



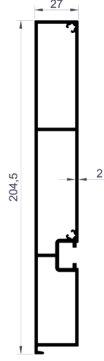
Dikme Profili

Ürün Kodu	2021
Ağırlık (kg/mt)	5,030



Dikme Kapak Profili

Ürün Kodu	2020
Ağırlık (kg/mt)	2,528



Oluk Dikme Ek Profili

Ürün Kodu

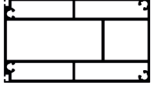

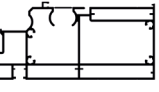
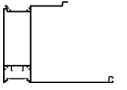






2022

Ağırlık (kg/mt)








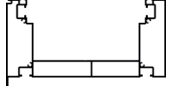



2,913





Evalux Serisi Profilleri			
Resim	Profil No	Profil Açıklaması	Kg / mt
	2092	Orta Ray Destek Profili	7,284
	2093	Panel Profili	3,396
	2094	Yan Ray Profili	7,713
	2095	Ray Oluk Ek Profili	2,986
	2096	Oluk Ek Profili	2,447
	2097	(C) Kanal Profili	2,393
	2098	Ray ve (C) Kanal Kapak Profili	0,862
	2099	Motor Aktarma 6'gen Mil Profili 1	1,878
	2100	Motor Aktarma 6'gen Mil Profili 2	0,453
	2101	Motor Aktarma 6'gen Mil Profili 3	0,602



Resim	Profil No	Profil Açıklaması	Kg / mt
	2103	Motor Aktarma 6'gen Mil Profili 4	0,686
	2112	Oluk Üst Kayıt Profili	3,745
	2156	Motor Aktarma 6'gen Mil Profili 5	2,564
	2157	2 Modül x24 Dişli	3,705
	2158	2 Modül x36 Dişli	6,762
	2159	Ray Yan Kapama Profili 1	1,715
	2160	Ray Yan Kapama Profili 2	0,930
	2023	Oluk Profili	5,168
	2021	Dikme Profili	5,030
	2020	Dikme Kapak Profili	2,528
	2022	Oluk Dikme Ek Profili	2,913

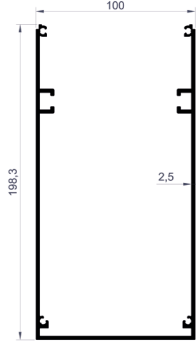
AURALUX SERİSİ

 **BEPRO**

65

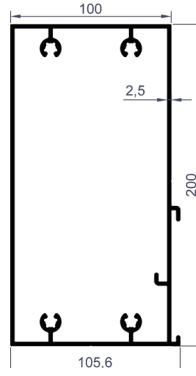






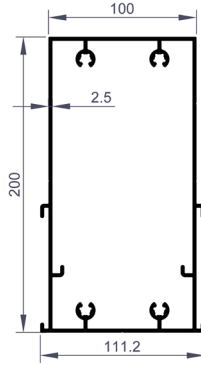
Dikme Profili

Ürün Kodu	2104
Ağırlık (kg/mt)	3,827



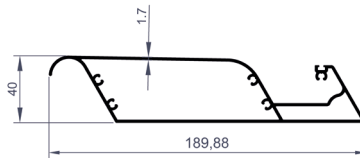

Ön ve Yan Taşıyıcı Profili

Ürün Kodu	2105
Ağırlık (kg/mt)	5,233



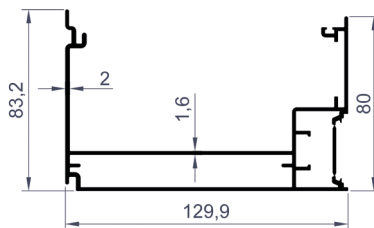

Orta Taşıyıcı Profili

Ürün Kodu	2106
Ağırlık (kg/mt)	5,461



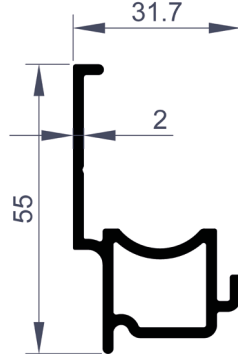

Panel Profili

Ürün Kodu	2107
Ağırlık (kg/mt)	2,317



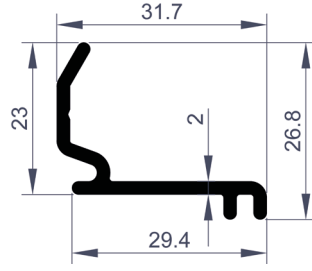

Oluk Profili

Ürün Kodu	2108
Ağırlık (kg/mt)	2,355



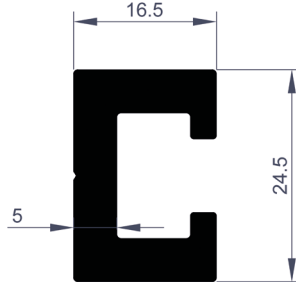

Ray Profili

Ürün Kodu	2109
Ağırlık (kg/mt)	0,729



Ray Kapak Profili

Ürün Kodu	2110
Ağırlık (kg/mt)	0,331



Panel Üst Bağlantı Profili




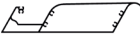
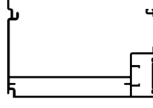




Ürün Kodu	2111
Ağırlık (kg/mt)	0,691



Dikme Alt Ankrāj Profili

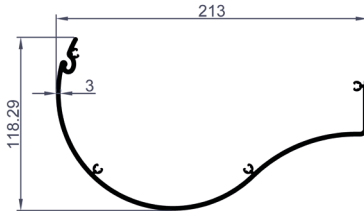

Ürün Kodu	2113
Ağırlık (kg/mt)	0,515



Auralux Serisi Profilleri			
Resim	Profil No	Profil Açıklaması	Kg / mt
	2104	Dikme Profili	3,827
	2105	Ön ve Yan Taşıyıcı Profili	5,233
	2106	Orta Taşıyıcı Profili	5,461
	2107	Panel Profili	2,317
	2108	Oluk Profili	2,355
	2109	Ray Profili	0,729
	2110	Ray Kapak Profili	0,331
	2111	Panel Üst Bağlantı Profili	0,691
	2113	Dikme Alt Ankrāj Profili	0,515

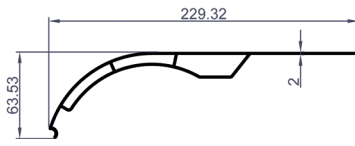

TAVAN PERDESI SERİSİ

 **BEPRO**



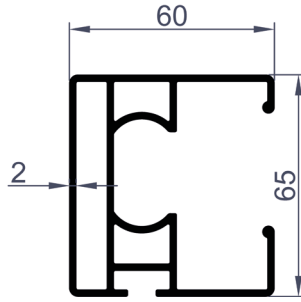

Motor Kutusu Profili

Ürün Kodu	2080
Ağırlık (kg/mt)	3,133



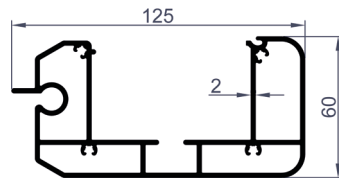

Motor Kutusu Kapağı Profili

Ürün Kodu	2081
Ağırlık (kg/mt)	2,412



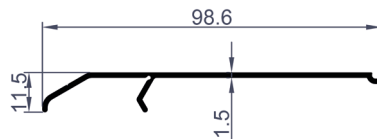

Ray Profili

Ürün Kodu	2082
Ağırlık (kg/mt)	1,916



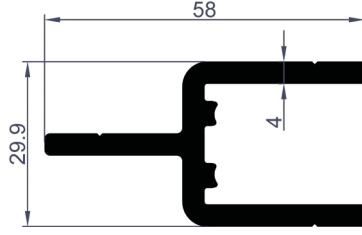

Ön Çekici Profili

Ürün Kodu	2083
Ağırlık (kg/mt)	2,873



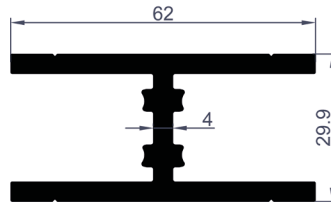
Ön Çekici Kapak Profili

Ürün Kodu	2084
Ağırlık (kg/mt)	0,463



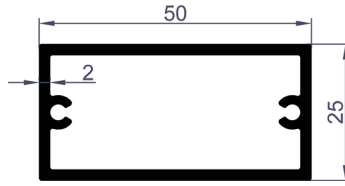
Tekli Yay Gergi Profili

Ürün Kodu	2085
Ağırlık (kg/mt)	1,247



İkili Yay Gergi Profili

Ürün Kodu	2086
Ağırlık (kg/mt)	1,677



Dikme Kutu Profili

Ürün Kodu	2087
Ağırlık (kg/mt)	0,840

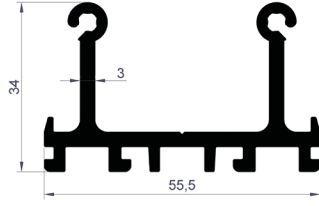



Tavan Perdesi Serisi Profilleri			
Resim	Profil No	Profil Açıklaması	Kg / mt
	2080	Motor Kutusu Profili	3,133
	2081	Motor Kutusu Kapağı Profili	2,412
	2082	Ray Profili	1,916
	2083	Ön Çekici Profili	2,873
	2084	Ön Çekici Kapak Profili	0,463
	2085	Tekli Yay Gergi Profili	1,247
	2086	İkili Yay Gergi Profili	1,677
	2087	Dikme Kutu Profili	0,840

C60 SERİSİ

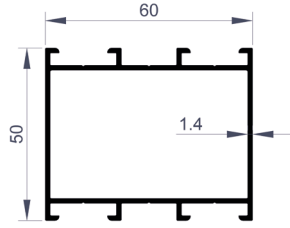
 BEPRO

75



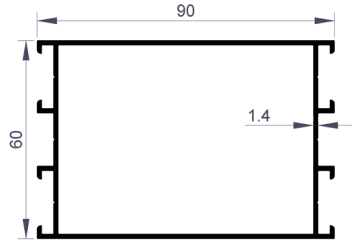
Dikey Bağlantı, Adaptör Profili

Ürün Kodu	1516
Ağırlık (kg/mt)	1,201




Çerçeve ve Kasa Profili

Ürün Kodu	1500
Ağırlık (kg/mt)	0,959



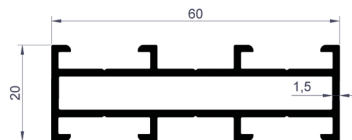
Çerçeve ve Kasa Profili

Ürün Kodu	1501
Ağırlık (kg/mt)	1,262



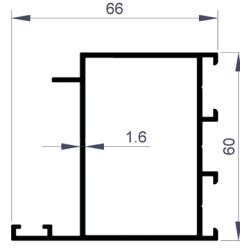
Sabit Denizlik Profili

Ürün Kodu	1502
Ağırlık (kg/mt)	1,688



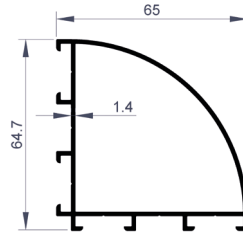

Çerçeve ve Kasa Profili

Ürün Kodu	1503
Ağırlık (kg/mt)	0,767



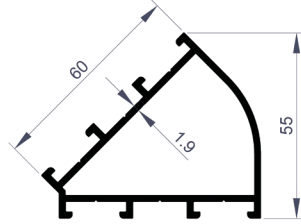

Kapı Kanat Profili

Ürün Kodu	1504
Ağırlık (kg/mt)	1,098



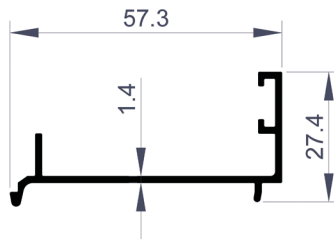
Köşe Profili

Ürün Kodu	1505
Ağırlık (kg/mt)	1,016



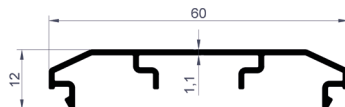
Köşe Profili

Ürün Kodu	1506
Ağırlık (kg/mt)	1,173



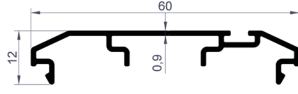
Çerçeve Adaptör Profili

Ürün Kodu	1507
Ağırlık (kg/mt)	0,404




Dönüş Çerçeve Adaptör Profili

Ürün Kodu	1508
Ağırlık (kg/mt)	0,317



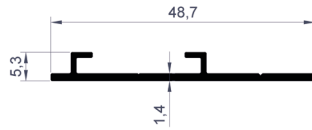
Dönüş Çerçeve Adaptör Profili

Ürün Kodu	1509
Ağırlık (kg/mt)	0,333



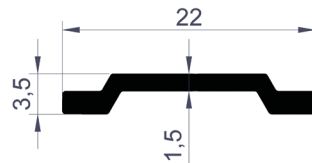

Dönüş Çerçeve Adaptör Profili

Ürün Kodu	1510
Ağırlık (kg/mt)	0,478



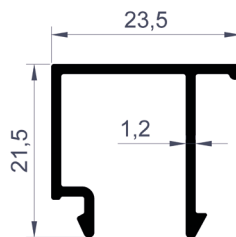
Pencere Adaptör Profili

Ürün Kodu	1511
Ağırlık (kg/mt)	0,222



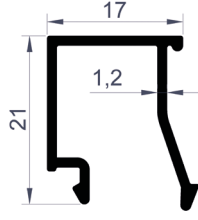
Çubuk Profili

Ürün Kodu	1512
Ağırlık (kg/mt)	0,108



Cam Damla Profili

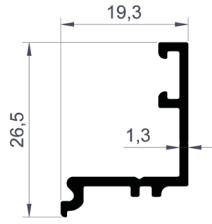

Ürün Kodu	1513
Ağırlık (kg/mt)	0,233



Cam Damla Profili

Ürün Kodu 1514

Ağırlık (kg/mt) 0,211



Cam Damla Profili

Ürün Kodu 1515

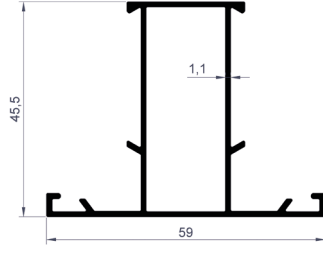
Ağırlık (kg/mt) 0,205



C60 Serisi Profilleri			
Resim	Profil No	Profil Açıklaması	Kg / mt
	1516	Dikey Bağlantı, Adaptör Profili	1,201
	1500	Çerçeve ve Kasa Profili	0,959
	1501	Çerçeve ve Kasa Profili	1,262
	1502	Sabit Denizlik Profili	1,688
	1503	Çerçeve ve Kasa Profili	0,767
	1504	Kapı Kanat Profili	1,098
	1505	Köşe Profili	1,016
	1506	Köşe Profili	1,173
	1507	Çerçeve Adaptör Profili	0,404
	1508	Dönüş Çerçeve Adaptör Profili	0,317
	1509	Dönüş Çerçeve Adaptör Profili	0,333
	1510	Dönüş Çerçeve Adaptör Profili	0,478
	1511	Pencere Adaptör Profili	0,222
	1512	Çubuk Profili	0,108
	1513	Cam Damla Profili	0,233
	1514	Cam Damla Profili	0,211
	1515	Cam Damla Profili	0,205

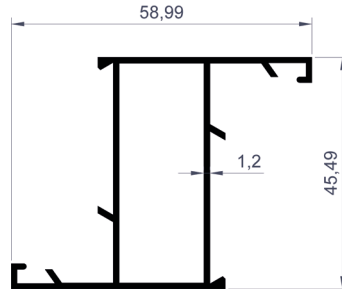
ALDOKS SERİSİ

 BEPRO



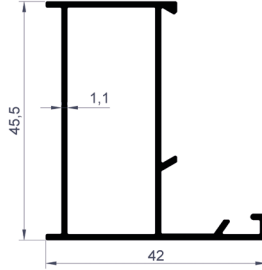
Dar Orta Profili

Ürün Kodu	1550
Ağırlık (kg/mt)	0,607



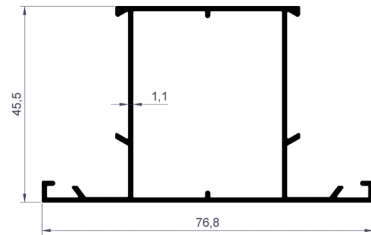
Geniş Orta Profili

Ürün Kodu	1551
Ağırlık (kg/mt)	0,637



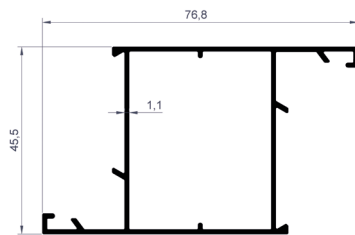
Dar Kasa Profili

Ürün Kodu	1552
Ağırlık (kg/mt)	0,507



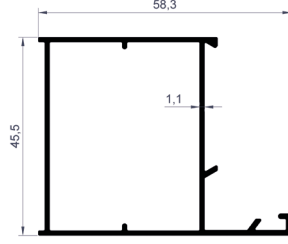

Dar Kanat Profili

Ürün Kodu	1553
Ağırlık (kg/mt)	0,718



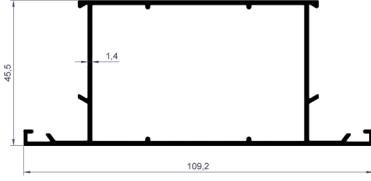
Geniş Kanat Profili

Ürün Kodu	1554
Ağırlık (kg/mt)	0,718



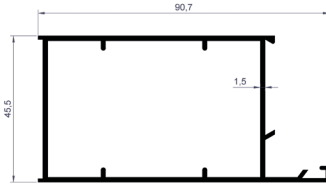
Geniş Kasa Profili

Ürün Kodu	1555
Ağırlık (kg/mt)	0,615



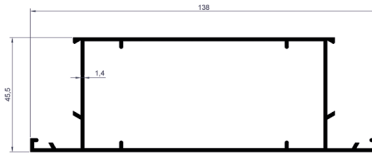
Kapı Orta Profili

Ürün Kodu	1556
Ağırlık (kg/mt)	1,122



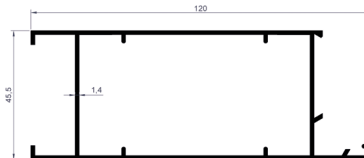
Kapı Kasa Profili

Ürün Kodu	1557
Ağırlık (kg/mt)	1,087



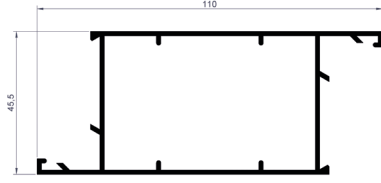
Kapı Profili

Ürün Kodu	1558
Ağırlık (kg/mt)	1,379



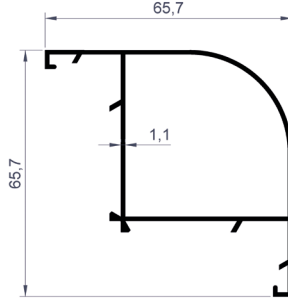
Kapı Etek Profili

Ürün Kodu	1559
Ağırlık (kg/mt)	1,285



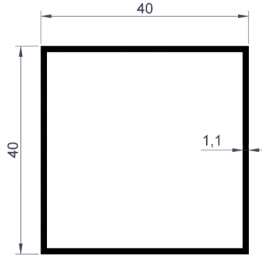
Kapı Kanat Profili

Ürün Kodu	1560
Ağırlık (kg/mt)	1,176



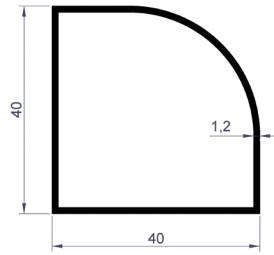

90° Köşe Profili

Ürün Kodu	1561
Ağırlık (kg/mt)	0,718



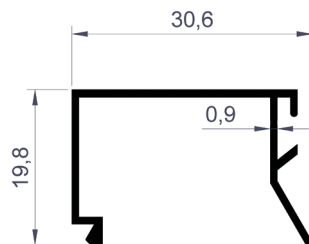

Kutu Profili

Ürün Kodu	1562
Ağırlık (kg/mt)	0,463



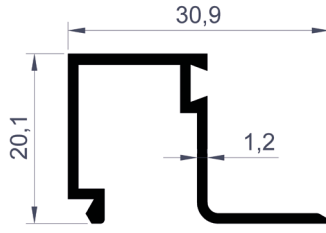

Yarıçaplı Kutu Profili

Ürün Kodu	1563
Ağırlık (kg/mt)	0,472



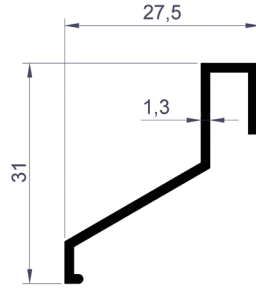

Tek Cam Çıta Profili

Ürün Kodu	1564
Ağırlık (kg/mt)	0,198




Çift Cam Çita Profili

Ürün Kodu	1565
Ağırlık (kg/mt)	0,249



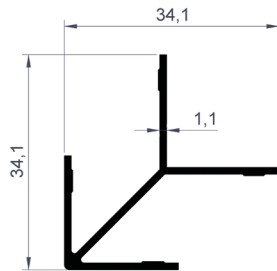
Damlalık Profili

Ürün Kodu	1566
Ağırlık (kg/mt)	0,211



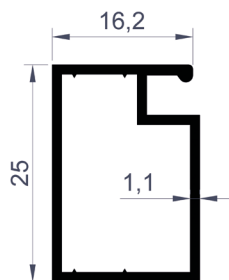
İspanyolet Çubuk Profili

Ürün Kodu	1567
Ağırlık (kg/mt)	0,106



Geniş Köşe Bağlantı Profili

Ürün Kodu	1568
Ağırlık (kg/mt)	0,285



Sineklik Çerçeve Profili

Ürün Kodu	1569
Ağırlık (kg/mt)	0,257




Aldoks Serisi Profilleri			
Resim	Profil No	Profil Açıklaması	Kg / mt
	1550	Dar Orta Profili	0,607
	1551	Geniş Orta Profili	0,637
	1552	Dar Kasa Profili	0,507
	1553	Dar Kanat Profili	0,718
	1554	Geniş Kanat Profili	0,718
	1555	Geniş Kasa Profili	0,615
	1556	Kapı Orta Profili	1,122
	1557	Kapı Kasa Profili	1,087
	1558	Kapı Profili	1,379
	1559	Kapı Etek Profili	1,285

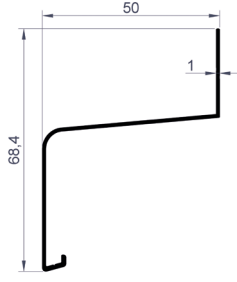



Resim	Profil No	Profil Açıklaması	Kg / mt
	1560	Kapı Kanat Profili	1,176
	1561	90° Köşe Profili	0,718
	1562	Kutu Profili	0,463
	1563	Yarıçaplı Kutu Profili	0,472
	1564	Tek Cam Çıta Profili	0,198
	1565	Çift Cam Çıta Profili	0,249
	1566	Damlalık Profili	0,211
	1567	İspanyolet Çubuk Profili	0,106
	1568	Geniş Köşe Bağlantı Profili	0,285
	1569	Sineklik Çerçeve Profili	0,257

DENİZLİK PROFİLLERİ

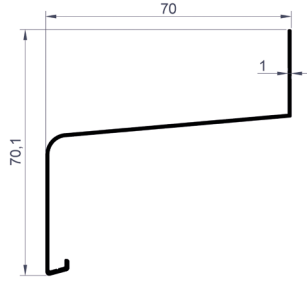

 **BEPRO**





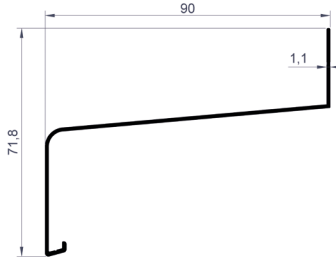

50'lik Denizlik Profili

Ürün Kodu	3200
Ağırlık (kg/mt)	0,328



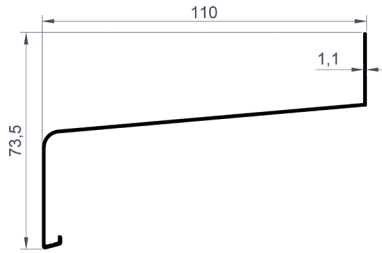

70'lik Denizlik Profili

Ürün Kodu	3201
Ağırlık (kg/mt)	0,382



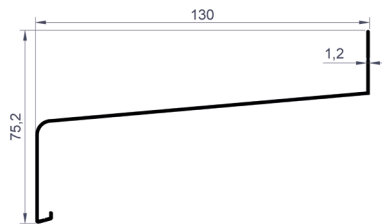

90'lik Denizlik Profili

Ürün Kodu	3202
Ağırlık (kg/mt)	0,477



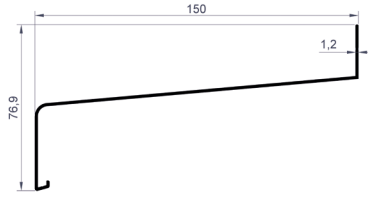

110'luk Denizlik Profili

Ürün Kodu	3203
Ağırlık (kg/mt)	0,537



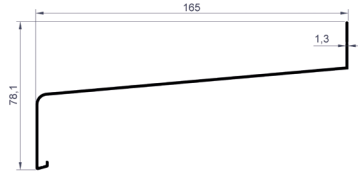

130'luk Denizlik Profili

Ürün Kodu	3204
Ağırlık (kg/mt)	0,648



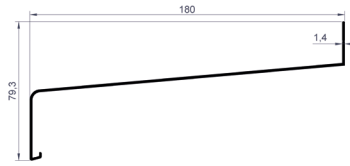
150'lik Denizlik Profili

Ürün Kodu	3205
Ağırlık (kg/mt)	0,740



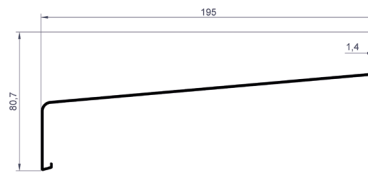
165'lik Denizlik Profili

Ürün Kodu	3206
Ağırlık (kg/mt)	0,821



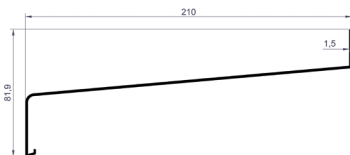
180'lik Denizlik Profili

Ürün Kodu	3207
Ağırlık (kg/mt)	0,940



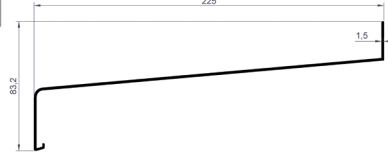
195'lik Denizlik Profili

Ürün Kodu	3208
Ağırlık (kg/mt)	0,997



210'luk Denizlik Profili

Ürün Kodu	3209
Ağırlık (kg/mt)	1,127



225'lik Denizlik Profili

Ürün Kodu	3210
Ağırlık (kg/mt)	1,187



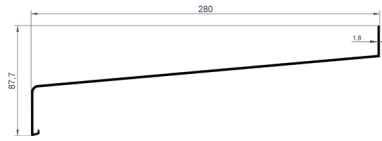
240'lık Denizlik Profili

Ürün Kodu	3211
Ağırlık (kg/mt)	1,327



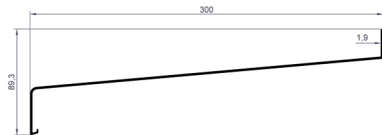
260'lık Denizlik Profili

Ürün Kodu	3212
Ağırlık (kg/mt)	1,501



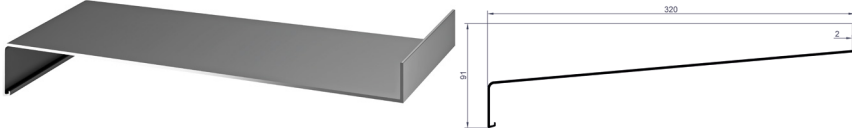
280'lık Denizlik Profili

Ürün Kodu	3213
Ağırlık (kg/mt)	1,688




300'lük Denizlik Profili

Ürün Kodu	3214
Ağırlık (kg/mt)	1,883




320'lik Denizlik Profili

Ürün Kodu	3215
Ağırlık (kg/mt)	2,089



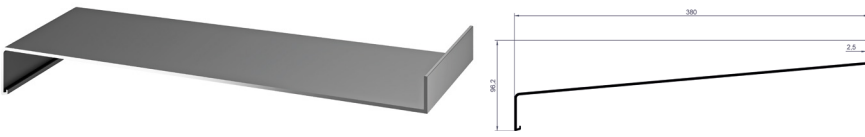
340'lık Denizlik Profili

Ürün Kodu	3216
Ağırlık (kg/mt)	2,523




360'lık Denizlik Profili

Ürün Kodu	3217
Ağırlık (kg/mt)	2,764



380'lık Denizlik Profili

Ürün Kodu	3218
Ağırlık (kg/mt)	3,014




400'lük Denizlik Profili

Ürün Kodu	3219
Ağırlık (kg/mt)	3,276



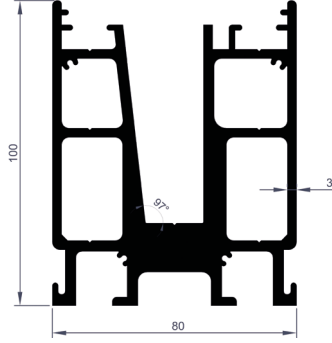
Denizlik Profilleri			
Resim	Profil No	Profil Açıklaması	Kg / mt
	3200	50'lik Denizlik Profili	0,328
	3201	70'lik Denizlik Profili	0,382
	3202	90'lık Denizlik Profili	0,477
	3203	110'luk Denizlik Profili	0,537
	3204	130'luk Denizlik Profili	0,648
	3205	150'lik Denizlik Profili	0,740
	3206	165'lik Denizlik Profili	0,821
	3207	180'lik Denizlik Profili	0,940
	3208	195'lik Denizlik Profili	0,997
	3209	210'luk Denizlik Profili	1,127
	3210	225'lik Denizlik Profili	1,187
	3211	240'lık Denizlik Profili	1,327
	3212	260'lık Denizlik Profili	1,501
	3213	280'lik Denizlik Profili	1,688
	3214	300'lük Denizlik Profili	1,883
	3215	320'lik Denizlik Profili	2,089
	3216	340'lık Denizlik Profili	2,523
	3217	360'lık Denizlik Profili	2,764
	3218	380'lik Denizlik Profili	3,014
	3219	400'lük Denizlik Profili	3,276



KÜPEŞTE SERİSİ

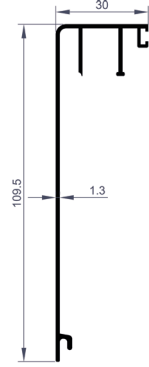

 BEPRO

95



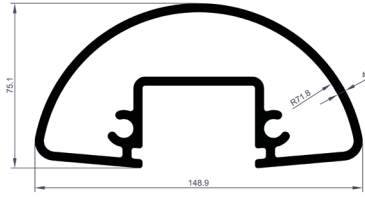

Takoz Alt Profili

Ürün Kodu	4023
Ağırlık (kg/mt)	6,545



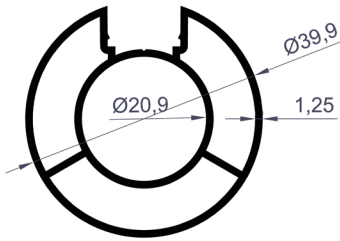
Takoz Alt Kapak Profili

Ürün Kodu	4024
Ağırlık (kg/mt)	0,648



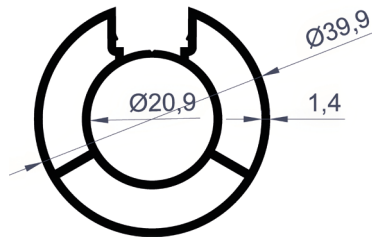

Takoz Üst Baza Profili

Ürün Kodu	4025
Ağırlık (kg/mt)	0,824



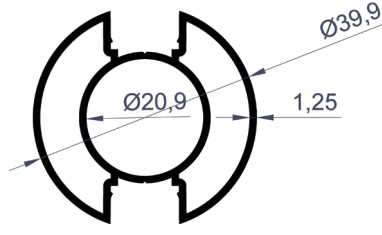

40'luk Dikme Profili

Ürün Kodu	4100
Ağırlık (kg/mt)	0,705



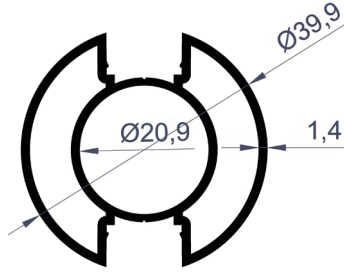

40'luk Dikme Profili

Ürün Kodu	4284
Ağırlık (kg/mt)	0,789



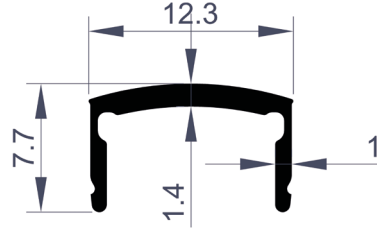

40'lık Dikme Profili

Ürün Kodu	4285
Ağırlık (kg/mt)	0,674



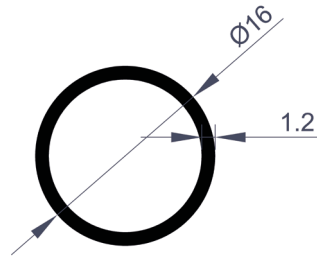
40'lık Dikme Profili

Ürün Kodu	4286
Ağırlık (kg/mt)	0,740



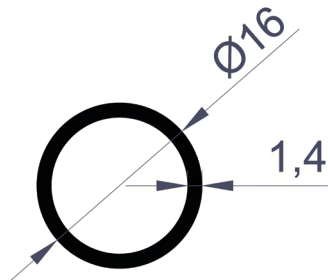
Kapak Profili

Ürün Kodu	4101
Ağırlık (kg/mt)	0,065



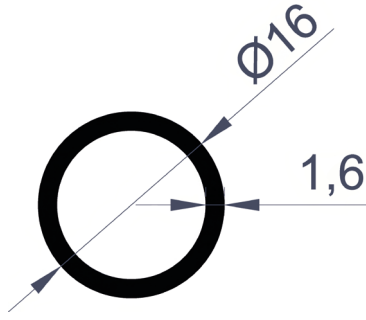
16'lık Boru Profili

Ürün Kodu	4102
Ağırlık (kg/mt)	0,152



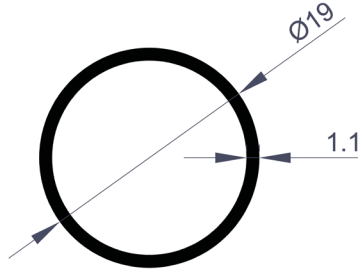
16'lık Boru Profili

Ürün Kodu	4287
Ağırlık (kg/mt)	0,173



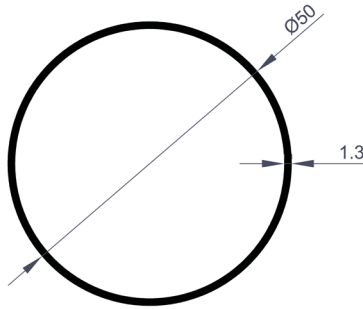
16'lık Boru Profili

Ürün Kodu	4288
Ağırlık (kg/mt)	0,195



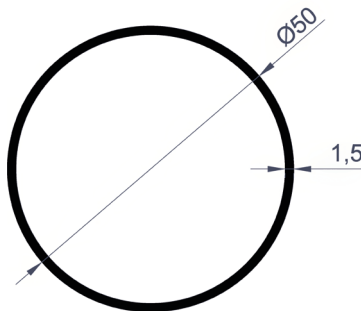
19'luk Boru Profili

Ürün Kodu	4103
Ağırlık (kg/mt)	0,168



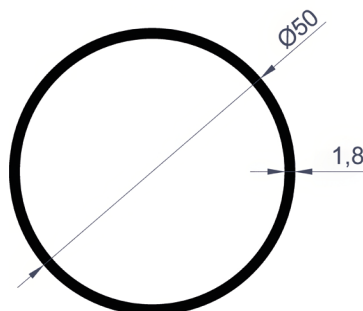

50'lık Boru Profili

Ürün Kodu	4104
Ağırlık (kg/mt)	0,537



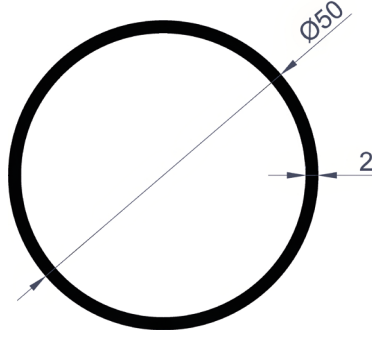
50'lık Boru Profili

Ürün Kodu	4289
Ağırlık (kg/mt)	0,618



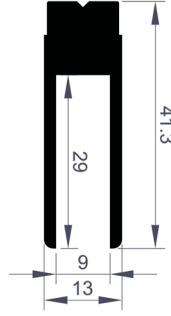
50'lık Boru Profili

Ürün Kodu	4290
Ağırlık (kg/mt)	0,737



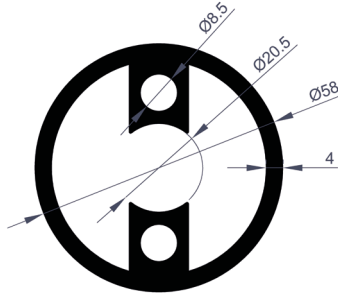
50'lik Boru Profili

Ürün Kodu	4291
Ağırlık (kg/mt)	0,816



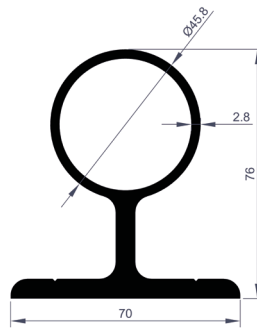

Cam Tutucu Profil

Ürün Kodu	4105
Ağırlık (kg/mt)	0,726



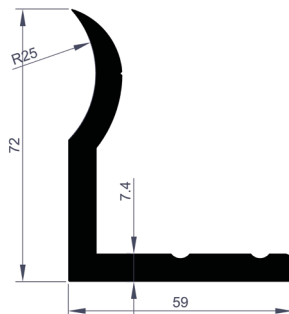

Bağlantı Profili

Ürün Kodu	4106
Ağırlık (kg/mt)	2,688



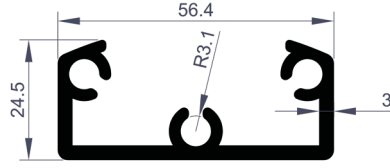
Bağlantı Profili

Ürün Kodu	4107
Ağırlık (kg/mt)	2,572



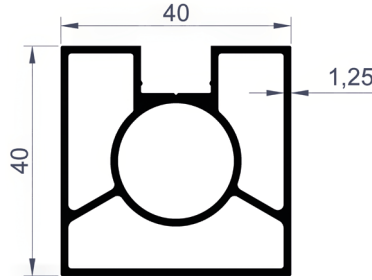

Taşıyıcı L Profili

Ürün Kodu	4108
Ağırlık (kg/mt)	2,374



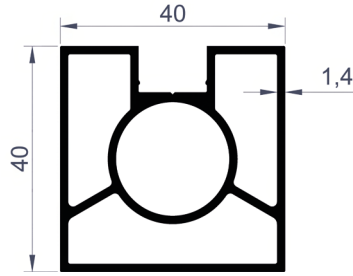

Bağlantı Profili

Ürün Kodu	4109
Ağırlık (kg/mt)	1,089



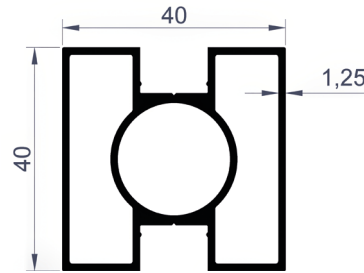

40x40 Kare Dikme Profili

Ürün Kodu	4110
Ağırlık (kg/mt)	0,886



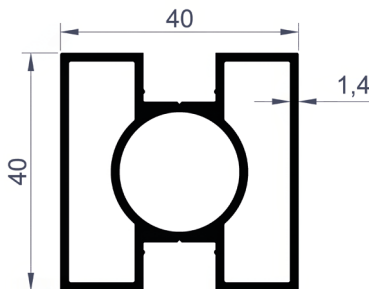

40x40 Kare Dikme Profili

Ürün Kodu	4296
Ağırlık (kg/mt)	0,976



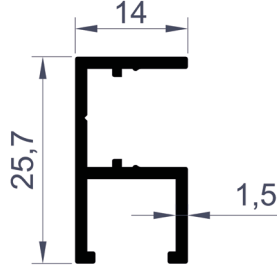
40x40 Kare Dikme Profili

Ürün Kodu	4297
Ağırlık (kg/mt)	0,870



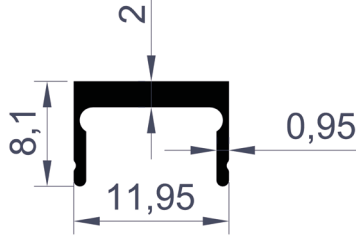

40x40 Kare Dikme Profili

Ürün Kodu	4298
Ağırlık (kg/mt)	0,951



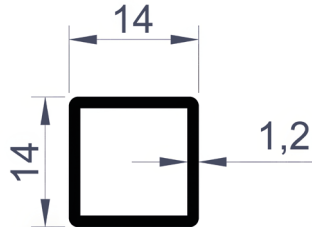

F Profili

Ürün Kodu	4111
Ağırlık (kg/mt)	0,263



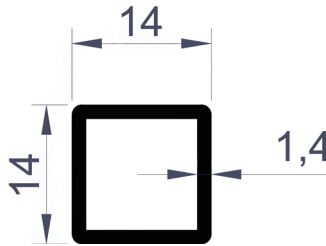

Kapak Profili

Ürün Kodu	4112
Ağırlık (kg/mt)	0,092



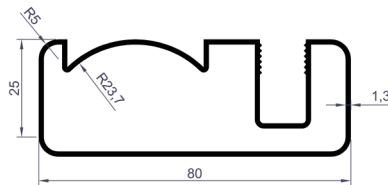

14x14 Kutu Profili

Ürün Kodu	4113
Ağırlık (kg/mt)	0,165



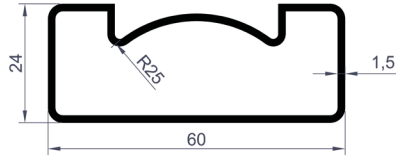

14x14 Kutu Profili

Ürün Kodu	4299
Ağırlık (kg/mt)	0,187



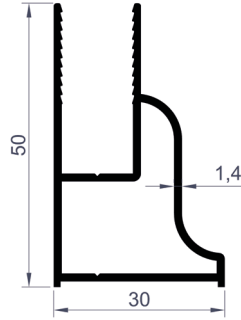
80'lik Üst Baza Profili

Ürün Kodu	4114
Ağırlık (kg/mt)	0,949



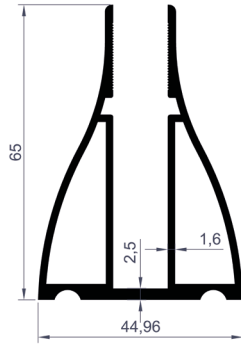
60'lık Üst Baza Profili

Ürün Kodu	4115
Ağırlık (kg/mt)	0,705



Takoz Alt Profili

Ürün Kodu	4116
Ağırlık (kg/mt)	0,607



Takoz Alt Profili

Ürün Kodu	4117
Ağırlık (kg/mt)	1,282



Küpeşte Serisi Profilleri			
Resim	Profil No	Profil Açıklaması	Kg / mt
	4023	Takoz Alt Profili	6,545
	4024	Takoz Alt Kapak Profili	0,648
	4025	Takoz Üst Baza Profili	0,824
	4100	40'lık Dikme Profili	0,705
	4284	40'lık Dikme Profili	0,789
	4285	40'lık Dikme Profili	0,674
	4286	40'lık Dikme Profili	0,740
	4101	Kapak Profili	0,065
	4102	16'lık Boru Profili	0,152
	4287	16'lık Boru Profili	0,173
	4288	16'lık Boru Profili	0,195
	4103	19'luk Boru Profili	0,168
	4104	50'lik Boru Profili	0,537
	4289	50'lik Boru Profili	0,618
	4290	50'lik Boru Profili	0,737
	4291	50'lik Boru Profili	0,816
	4105	Cam Tutucu Profili	0,726

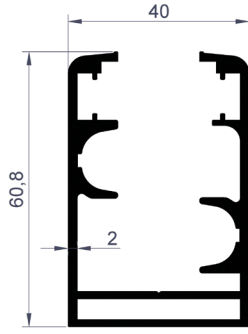


Resim	Profil No	Profil Açıklaması	Kg / mt
	4106	Bağlantı Profili	2,688
	4107	Bağlantı Profili	2,572
	4108	Taşıyıcı L Profili	2,374
	4109	Bağlantı Profili	1,089
	4110	40x40 Kare Dikme Profili	0,886
	4296	40x40 Kare Dikme Profili	0,976
	4297	40x40 Kare Dikme Profili	0,870
	4298	40x40 Kare Dikme Profili	0,951
	4111	F Profili	0,263
	4112	Kapak Profili	0,092
	4113	14x14 Kutu Profili	0,165
	4299	14x14 Kutu Profili	0,187
	4114	80'lik Üst Baza Profili	0,949
	4115	60'lik Üst Baza Profili	0,705
	4116	Takoz Alt Profili	0,607
	4117	Takoz Alt Profili	1,282

CAM BALKON SERİSİ

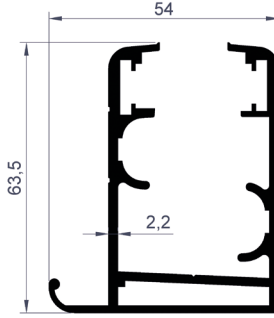
 BEPRO

105



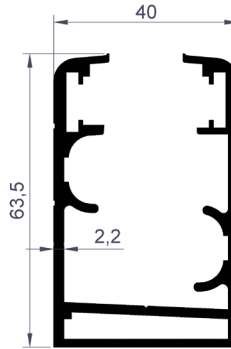
Ray Profili

Ürün Kodu	4118
Ağırlık (kg/mt)	1,425



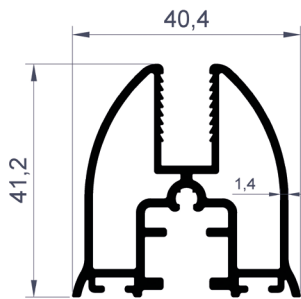

Ray Profili

Ürün Kodu	4119
Ağırlık (kg/mt)	1,575



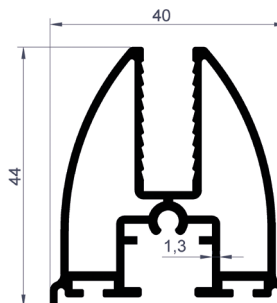
Ray Profili

Ürün Kodu	4120
Ağırlık (kg/mt)	1,496



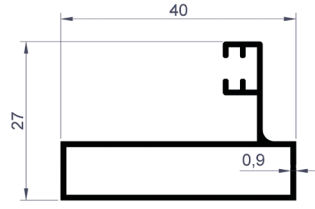
Panel Alt ve Üst Profili

Ürün Kodu	4121
Ağırlık (kg/mt)	0,916



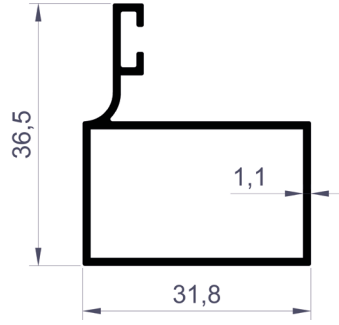

Panel Alt ve Üst Profili

Ürün Kodu	4122
Ağırlık (kg/mt)	0,883



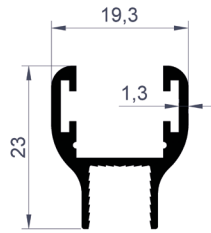
Dar Yan Kasa Dikme Profili

Ürün Kodu	4123
Ağırlık (kg/mt)	0,325



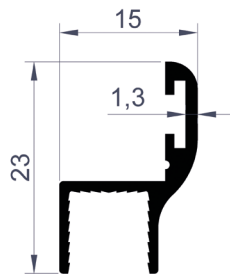
Geniş Yan Kasa Dikme Profili

Ürün Kodu	4315
Ağırlık (kg/mt)	0,379



(H) Çıta Profili


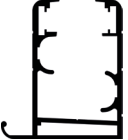
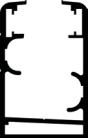

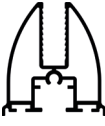
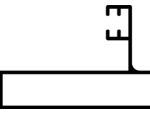
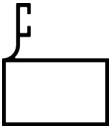
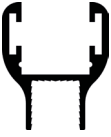

Ürün Kodu	4124
Ağırlık (kg/mt)	0,257



(L) Çıta Profili

Ürün Kodu	4125
Ağırlık (kg/mt)	0,168

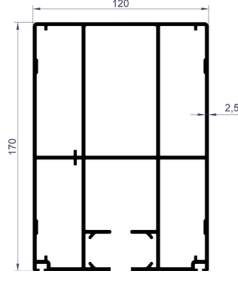


Cam Balkon Serisi Profilleri			
Resim	Profil No	Profil Açıklaması	Kg / mt
	4118	Ray Profili	1,425
	4119	Ray Profili	1,575
	4120	Ray Profili	1,496
	4121	Panel Alt ve Üst Profili	0,916
	4122	Panel Alt ve Üst Profili	0,883
	4123	Dar Yan Kasa Dikme Profili	0,325
	4315	Geniş Yan Kasa Dikme Profili	0,379
	4124	(H) Çıta Profili	0,257
	4125	(L) Çıta Profili	0,168

SOLVENA SERİSİ

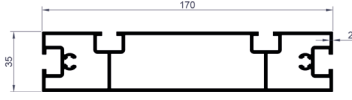

 BEPRO

109




170'lik Seri Ray Profili

Ürün Kodu	2115
Ağırlık (kg/mt)	7,433



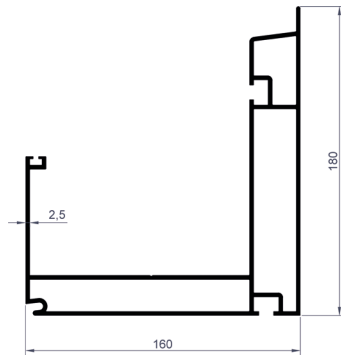
170'lik Seri Sabitleme Profili

Ürün Kodu	2116
Ağırlık (kg/mt)	3,190



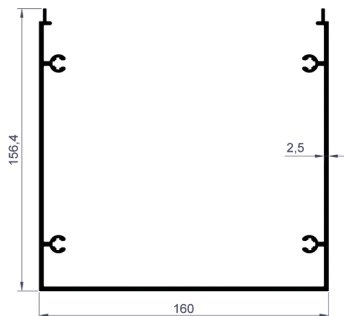
170'lik Seri Trapez Sac Profili

Ürün Kodu	2117
Ağırlık (kg/mt)	2,106



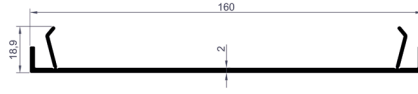

170'lik Seri Oluk Profili

Ürün Kodu	2118
Ağırlık (kg/mt)	5,553



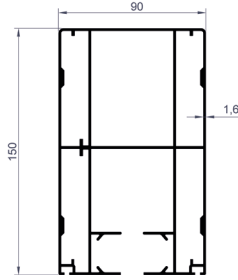
170'lik Seri Dikme Profili

Ürün Kodu	2119
Ağırlık (kg/mt)	3,729



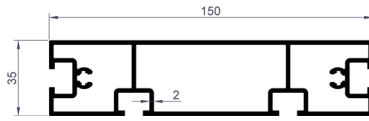

Dikme Kapağı Profili

Ürün Kodu	4203
Ağırlık (kg/mt)	1,106




150'lik Seri Ray Profili

Ürün Kodu	2122
Ağırlık (kg/mt)	4,325



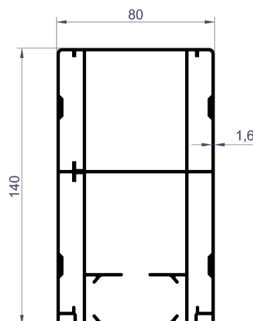
150'lik Seri Motor Sabitleme Profili

Ürün Kodu	2123
Ağırlık (kg/mt)	2,973



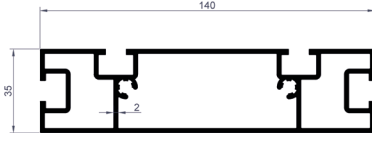

150'lik Seri Trapez Sac Profili

Ürün Kodu	2124
Ağırlık (kg/mt)	1,932



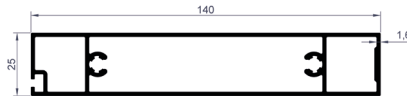
140'lik Seri Ray Profili

Ürün Kodu	2126
Ağırlık (kg/mt)	4,019



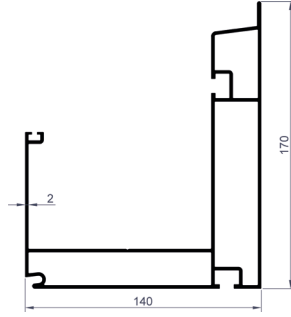
140'lık Seri Sabitleme Profili

Ürün Kodu	2127
Ağırlık (kg/mt)	2,799



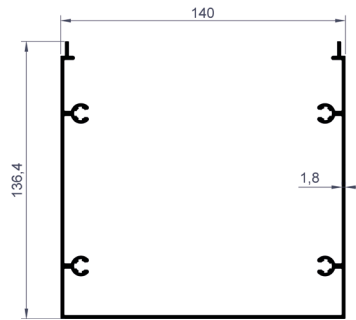
140'lık Seri Trapez Sac Profili

Ürün Kodu	2128
Ağırlık (kg/mt)	1,846




150 & 140'lık Seri Oluk Profili

Ürün Kodu	2130
Ağırlık (kg/mt)	4,182



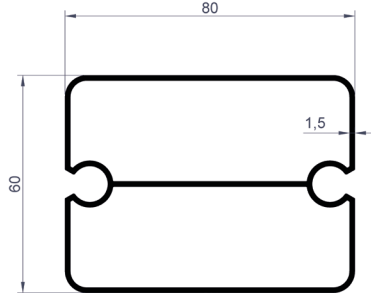
150 & 140'lık Seri Dikme Profili

Ürün Kodu	2132
Ağırlık (kg/mt)	2,591



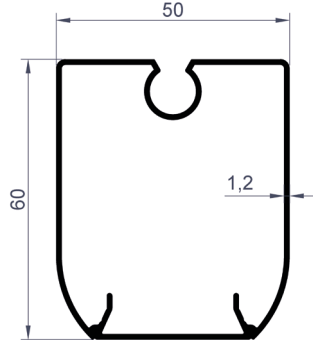
150 & 140'lık Seri Dikme Kapak Profili

Ürün Kodu	2133
Ağırlık (kg/mt)	0,997



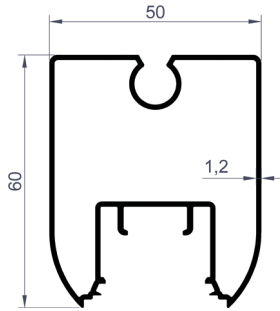
Kumaş Profili

Ürün Kodu	2134
Ağırlık (kg/mt)	1,482



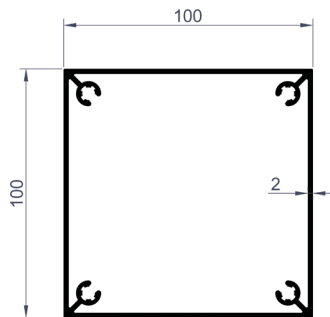
Kumaş Profili

Ürün Kodu	2135
Ağırlık (kg/mt)	0,810



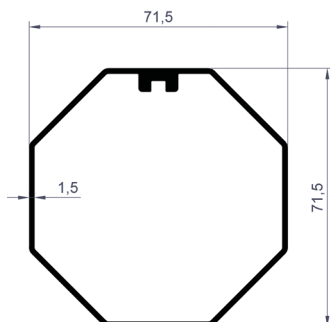

Kumaş Profili

Ürün Kodu	2136
Ağırlık (kg/mt)	0,946



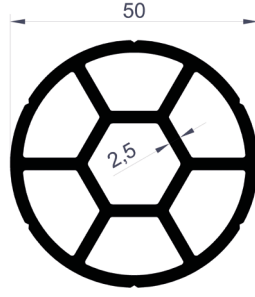
Dikme ve Yatay Profili

Ürün Kodu	2139
Ağırlık (kg/mt)	2,700



Sekizgen Boru Profili

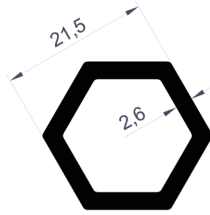

Ürün Kodu	2141
Ağırlık (kg/mt)	1,057



Motor Aktarma 6'gen Mil Profili 1

Ürün Kodu 2099

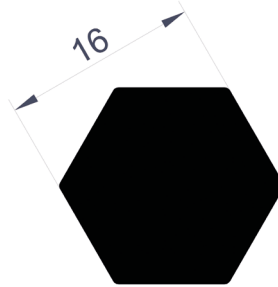
Ağırlık (kg/mt) 1,878



Motor Aktarma 6'gen Mil Profili 2

Ürün Kodu 2100

Ağırlık (kg/mt) 0,453



Motor Aktarma 6'gen Mil Profili 3

Ürün Kodu 2101

Ağırlık (kg/mt) 0,602



Resim	Profil No	Profil Açıklaması	Kg / mt
	2115	170'lik Seri Ray Profili	7,433
	2116	170'lik Seri Sabitleme Profili	3,190
	2117	170'lik Seri Trapez Sac Profili	2,106
	2118	170'lik Seri Oluk Profili	5,553
	2119	170'lik Seri Dikme Profili	3,729
	4203	170'lik Seri Dikme Kapağı Profili	1,106
	2122	150'lik Seri Ray Profili	4,325
	2123	150'lik Seri Motor Sabitleme Profili	2,973
	2124	150'lik Seri Trapez Sac Profili	1,932
	2126	140'lık Seri Ray Profili	4,019
	2127	140'lık Seri Sabitleme Profili	2,799



Resim	Profil No	Profil Açıklaması	Kg / mt
	2128	140'lık Seri Trapez Sac Profili	1,846
	2130	150 & 140'lık Seri Oluk Profili	4,182
	2132	150 & 140'lık Seri Dikme Profili	2,591
	2133	150 & 140'lık Seri Dikme Kapak Profili	0,997
	2134	Kumaş Profili	1,482
	2135	Kumaş Profili	0,810
	2136	Kumaş Profili	0,946
	2139	Dikme ve Yatay Profili	2,700
	2141	Sekizgen Boru Profili	1,057
	2099	Motor Aktarma 6'gen Mil Profili 1	1,878
	2100	Motor Aktarma 6'gen Mil Profili 2	0,453
	2101	Motor Aktarma 6'gen Mil Profili 3	0,602

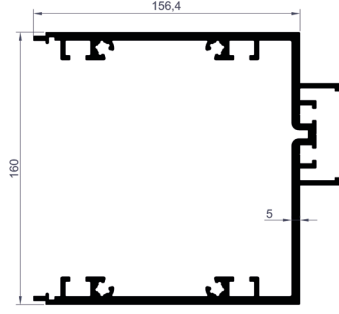
FOLDERA SERİSİ

 **BEPRO**

117

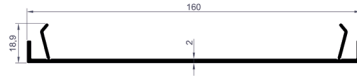







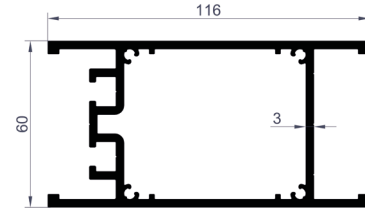

Dikme Profili

Ürün Kodu	4202
Ağırlık (kg/mt)	8,501



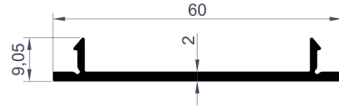

Dikme Kapak Profili

Ürün Kodu	4203
Ağırlık (kg/mt)	1,106



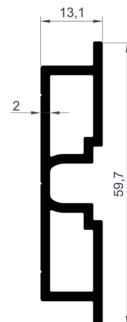

Kasa Kanadı Profili

Ürün Kodu	4204
Ağırlık (kg/mt)	3,347



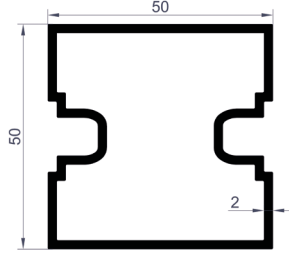

Kanat Kapak Profili

Ürün Kodu	4205
Ağırlık (kg/mt)	0,379



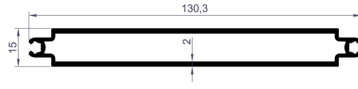

Kanat İç Aparatı Profili

Ürün Kodu	4206
Ağırlık (kg/mt)	0,748



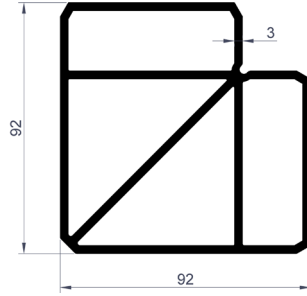
50x30 Kutu Profili

Ürün Kodu	4207
Ağırlık (kg/mt)	1,252



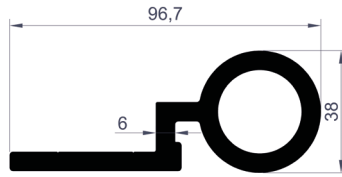

Lambiri Profili

Ürün Kodu	4208
Ağırlık (kg/mt)	1,466



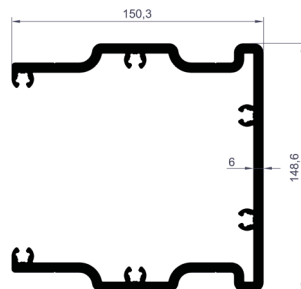

Kapı Çerçeve Köşe Takoz Profili

Ürün Kodu	4209
Ağırlık (kg/mt)	1,984



Mentеше Profili

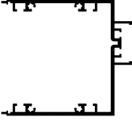

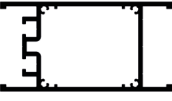


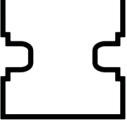

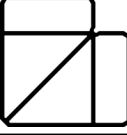

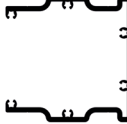
Ürün Kodu	4210
Ağırlık (kg/mt)	2,889



Dikme İç Ankraj Profili

Ürün Kodu	4211
Ağırlık (kg/mt)	8,642



Foldera Serisi Profilleri			
Resim	Profil No	Profil Açıklaması	Kg / mt
	4202	Dikme Profili	8,501
	4203	Dikme Kapak Profili	1,106
	4204	Kasa Kanadı Profili	3,347
	4205	Kanat Kapak Profili	0,379
	4206	Kanat İç Aparatı Profili	0,748
	4207	50x30 Kutu Profili	1,252
	4208	Lambiri Profili	1,466
	4209	Kapı Çerçeve Köşe Takoz Profili	1,984
	4210	Menteşe Profili	2,889
	4211	Dikme İç Ankraj Profili	8,642



Certification is conditional on maintaining the required performance standards throughout the certified period of registration
Amtivo Group Limited, 30 Tower View, Kings Hill, Kent, ME19 4UY

The management system of Certificate Number **626352**
GNS PROFIL ALUMINYUM A.S.
ATAKOY 7-8-9-10 KISIM MAH., NILIFER SOK. NO:4 DB A5 B BLOK D:98, BAKIRKOY/ISTANBUL

has been assessed and certified as meeting the requirements of

ISO 9001:2015

ALUMINUM PROFILE PRODUCTION (SURFACE TREATMENT, ALUMINUM EXTRUSION MOULD DESIGN AND PRODUCTION) FOR VARIOUS SECTORS BOTH DOMESTIC AND WORLDWIDE

Further clarifications regarding the scope of this certificate and the applicability of requirements may be obtained by consulting the certifier.

Valid from
Initial Certification: 11 January 2024
Latest Issue: 11 January 2024
Expiry Date: 10 January 2025
Recertification Before: 10 January 2027
subject to annual assessments

Authorised by

Mike Tims
Chief Executive Officer

Expiry Date: **10 January 2025**

Certificate Number **626352**

Locations Covered



8289

- GNS PROFIL ALUMINYUM A.S.
ATAKOY 7-8-9-10 KISIM MAH., NILIFER SOK. NO:4 DB A5 B BLOK D:98, BAKIRKOY/ISTANBUL
- GNS PROFIL ALUMINYUM A.S.
KARAAGAC OSB MAH., KAPAKLI OSB 104.CAD. NO:15/1, KAPAKLI/ TEKIRDAG, TURKIYE

www.amtivo.com

Certificate issued by Amtivo Group Limited

The validity and status of this certificate can be verified by using the UKAS CertCheck website at certcheck.ukas.com

CERTIFICATE

of Conformity of the Factory Production Control

1922 - CPR - 2181

In compliance with Regulation (EU) No 305/2011 of the European Parliament and of the council of 9 March 2011 (the Construction Products Regulation or CPR), this certificate applies to the construction product

ALUMINIUM AND ALUMINIUM ALLOYS. STRUCTURAL PRODUCTS FOR CONSTRUCTION WORKS. HOT EXTRUDED PROFILES

for load-bearing structural construction works

Alloys: EN AW-6060, EN AW-6063

placed on the market under the name or trade mark of

GNS PROFİL ALÜMİNYUM ANONİM ŞİRKETİ

ATAKÖY 7-8-9-10. KISIM MAH. NILÜFER SK. A5 BLOK NO: 4 DB İÇ KAPI NO: 98

BAKIRKÖY/ ISTANBUL/TÜRKİYE

and produced in the manufacturing plant

GNS PROFİL ALÜMİNYUM ANONİM ŞİRKETİ

**KARAAĞAÇ OSB MAH. KAPAKLI OSB 104. CAD.NO:15/1 KAPAKLI/TEKİRDAĞ/
TÜRKİYE**

This certificate attests that all provisions concerning the assessment and verification of constancy of performance described in Annex ZA of the standard

EN 15088:2005

under system 2+ are applied and that the factory production control is assessed to be in conformity with the applicable requirements.

This certificate was first issued on 24.04.2024 and will remain valid until 24.04.2025 as long as neither the harmonised standard, the construction product, the AVCP methods nor the manufacturing conditions in the plant are modified significantly, unless suspended or withdrawn by the notified factory production control certification body. The certificate is supported through annual surveillance audit and is reissued after each surveillance audit. The validity of the certificate may be confirmed in the CE register at the web address www.dedal-bg.net.



Attestation &
Certification

Manager:

Anna Vasileva



dipl. eng. Anna Vasileva

Issued:
Burgas, 24 April 2024

Ref. No. 01-00

SERTİFİKA

GNS PROFİL ALUMİNYUM A.Ş.

ATAKÖY 7-8-9-10 KISIM MAH. NİLİFER SOK. NO:4 DB A5 B BLOK D:98 BAKIRKÖY/İSTANBUL
KARAAĞAÇ OSB MAH. KAPAKLI OSB 104.CAD. NO:15/1 KAPAKLI/ TEKİRDAĞ

SRS BELGELENDİRME yukarıda adı geçen kuruluşun Müşteri Memnuniyeti ve Şikayet Yönetim Sisteminin aşağıdaki kapsamda denetlendiğini ve standardın gereklerine uygun olduğunu belgelemektedir.

ISO 10002 : 2018

Yurt İçi Ve Yurt Dışı Çeşitli Sektörler İçin Alüminyum Profil Üretimi (Yüzey İşlem, Alüminyum Ekstrüzyon Kalıp Tasarım Ve Üretimi)

Sertifika Başlangıç Tarihi : 15 Ocak 2024
Sertifika Düzenleme Tarihi : 15 Ocak 2024
Sertifika Geçerlilik Tarihi : 14 Ocak 2025
Belgelendirme Periyodu : 3 Yıl
Sertifika No : SRS/EN/10002/15012024-1

Yetkili Onayı:

BÜLENT YILMAZ


Bu belge, adı geçen kuruluşun yönetim sistemlerini yukarıda belirtilen ve her yıl SRS BELGELENDİRME tarafından denetlenecek standart ve yönergelere uygun olarak sürdürdüğü sürece geçerliliğini korur. Bu belgenin mülkiyet hakkı SRS BELGELENDİRME'ye aittir ve makul talep üzerine SRS BELGELENDİRME'ye iade edilmelidir.

SRS ULUSLARARASI BELGELENDİRME TEKNİK KONTROL GÖZETİM ve EĞİTİM HİZMETLERİ LTD. ŞTİ.
Barış Mah. Akdeniz Cad. No:8/1 İç Kapı No:58 Beylikdüzü / İSTANBUL
Tel: +90 212 854 15 10 | www.srscert.com | info@srscert.com




Notlar





Notlar







Notlar





BEPRO



**BETTER
FOR
PRODUCT**

bepro.com.tr

info@bepro.com.tr

from **GNS** PROFIL